





Square

Gears

Cat.: CT-VFM-Q-HM010

Worm gearboxes

Riduttori a vite senza fine



Made in Italy

HYDRO·MEC

Worm gearboxes type Q30 ÷ Q13

A modular and compact product

Single-piece aluminum alloy housing

Is vacuum impregnated (MIL-STD 276) for protection and sealing. No secondary finish required but readily accepts paint. Combines light weight with high tensile strength. Precision machined for alignment of bearings and gearing.

Single piece alloy steel input shaft and worm shaft.

High helix angle worm is case-hardened (Rc 58-60), ground, teeth are profiled and radiused, for noise reduction and enhanced efficiency.

Oversized bearings

Support positively-retained, high speed shaft for higher shock load capacity - ideal for frequent starting and reversing application. Premium, Nitrile® high temperature seals each end.

Flange

Fully modular to IEC and compact integrated motor. NEMA C flange.

Premium, high temperature

Nitrile® output seals

Bronze alloy worm gears.

Is centrifugally cast onto an iron hub for maximum strength and superior life.

Oversize bearing

For radial load capability and maximum hollow output shaft diameter.

Standard hollow output shaft mounting

Reduces total drive envelope size, weight and cost. Single and double solid output shaft is available.

Impregnated and machined bearing caps

With exterior machined surfaces enable a variety of mounting accessories. Extra-deep thread engagement provided for greater support strength. Zinc plated hardware.

Vent Free Design.

No breather or vents to leak! Factory lubricated for life with synthetic, semi-fluid gear lubricant with an operating range of -15°C to 130°C.

oil free



vent free



World wide sales network.


On page / A pagina / Auf Seite / En la página



Types / Tipi /
Arten / Tipos →

| 3-5 | 3-7 | 3-9 | 3-11 | 3-13 | 3-15 | 3-17 | 3-19 |
|--------------------|--------------------|--------------------|---------------------|---------------------|---------------------|---------------------|----------------------|
| Q30 20Nm | Q45 39Nm | Q50 69Nm | Q63 140Nm | Q75 270Nm | Q85 330Nm | Q11 620Nm | Q13 1050Nm |


On page / A pagina / Auf Seite / En la página



Types / Tipi /
Arten / Tipos →

| 3-21 | 3-23 | 3-25 | 3-27 | 3-29 | 3-31 | 3-33 |
|--------------------|--------------------|---------------------|---------------------|---------------------|---------------------|-------------------------|
| P4Q 50Nm | P5Q 80Nm | P6Q 170Nm | P7Q 310Nm | P8Q 400Nm | P1Q 730Nm | Q13+511 972Nm |

On page / A pagina / Auf Seite / En la página



Types / Tipi /
Arten / Tipos →

| 3-35 | 3-37 | 3-39 | 3-41 | 3-43 | 3-45 | 3-47 |
|--------------------|--------------------|---------------------|---------------------|---------------------|---------------------|---------------------|
| 43Q 60Nm | 53Q 95Nm | 63Q 200Nm | 64Q 230Nm | 74Q 359Nm | 84Q 450Nm | 15Q 850Nm |

For : / Per : / Für : / Para :

Selection guide - fs
Guida alla selezione

Mounting pos. - Lubrication
Pos. di montaggio - lubrificazione

2 - 6 poles selection
Selezione 2 - 6 poli

Radial - axial loads
Carichi radiali e assiali

Reversibility
Reversibilità

Thermal limit
Limite termico

Atex certification
Certificazione Atex

Accessories
Accessori


Download 3D drawings
Download disegni 3D

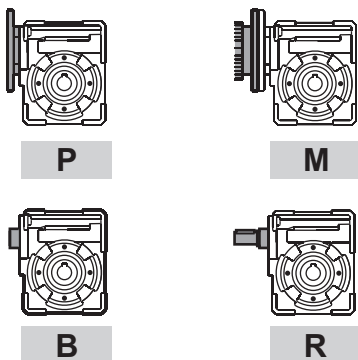
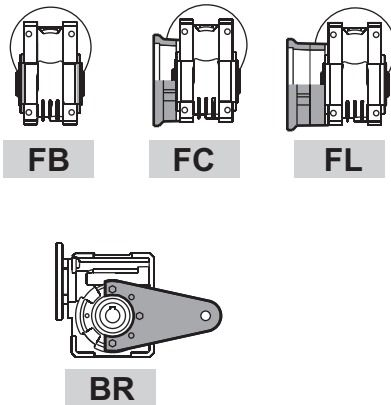
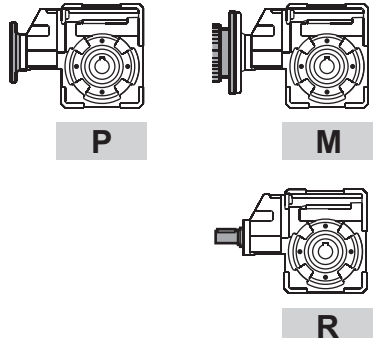
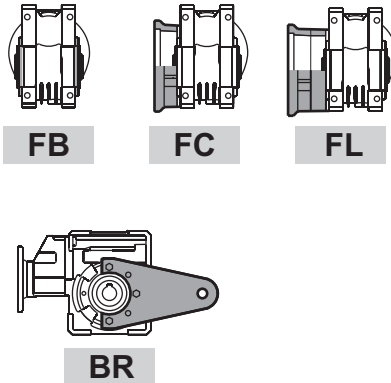
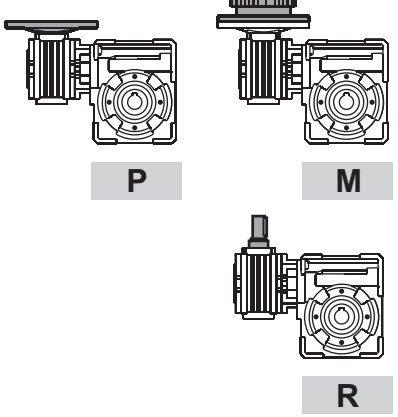
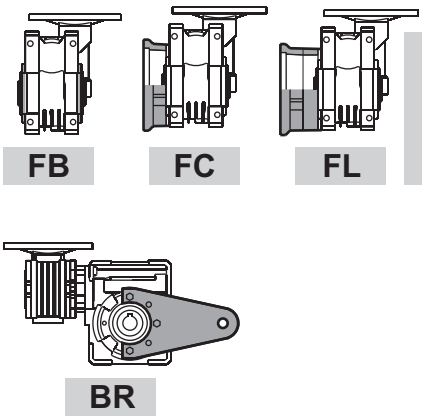
Interchangeability
Intercambiabilità


Installation and maintenance
Installazione, uso e manutenzione

Spare parts list
Liste parti di ricambio

Use our web database to
get detailed informations,
always updated on
each type/size.



| Type - Tipo - Typ - Tipo | Size - Grandezza Größe - Tomáño | Mounting - Montaggio - Montage - Tipo de montaje |
|--|--|--|
| P | Q45 | FC |
| <p>Worm gearboxes Riduttori a vite senza fine Schneckengetriebe Reductores de corona sin fin</p>  <p style="text-align: center;"> P M B R </p> | <p>Q30 Q45 Q50 Q63 Q75 Q85 Q11 Q13</p> |  <p style="text-align: center;"> FB FC FL F1 F2 F3 F4 BR </p> |
| <p>Worm gearboxes with primary reduction Riduttori a vite senza fine con precoppia Schneckengetriebe mit stirnradstufe am Eintrieb Reductores corona sin fin con prerreductora de engranajes</p>  <p style="text-align: center;"> P M R </p> | <p>P4Q P5Q P6Q P7Q P8Q P1Q</p> |  <p style="text-align: center;"> FB FC FL F1 F2 F3 F4 BR </p> |
| <p>Combined worm gearboxes Riduttori a vite senza fine combinati Schneckengetriebekombinationen Reductores combinados corona sin fin</p>  <p style="text-align: center;"> P M R </p> | <p>43Q 53Q 63Q 64Q 74Q 84Q 15Q</p> |  <p style="text-align: center;"> FB FC FL F1 F2 F3 F4 BR </p> |



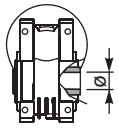
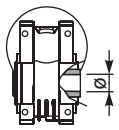
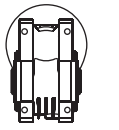
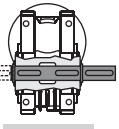
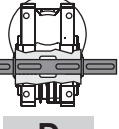





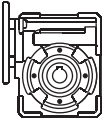
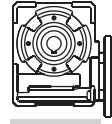


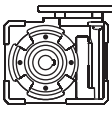
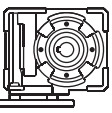
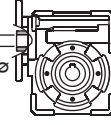
A richiesta possiamo fornire i nostri prodotti secondo le normative ATEX

On request we can deliver our products according to the ATEX

Auf Anfrage können wir unsere Produkte den Richtlinien ATEX entsprechend liefern

A pedido, se pueden enviar nuestros productos de acuerdo con las normas ATEX.

CODIFICA / HOW TO ORDER / TYPENBEZEICHNUNGEN / CODIFICACIÓN

| Ratio - Rapporto Untersetzung Relación | Hub - Mozzo corona Hohlwelle Nucleo corona | Output shaft Albero lento Abtriebswelle Eje solida | Motor size Grandezza motore Motor Größe Tamaño motor | Terminal box position Posizione morsettiara Klemmkastenlage Posición caja de bornes | Mounting position Posizione montaggio Einbaulage Position de montage | Reduced Input bore Foro entrata ridotto | Mountin position Esecuzione montaggio Einbaulage Posición de montaje |
|---|--|---|---|---|--|--|---|
| 10 | C | Q | Q | B | B3 | - | --- |
| <p>See technical data table</p> <p>Vedi tabelle dati tecnici.</p> <p>Technisches Datenblatt beachten.</p> <p>Ver tabla datos técnicos</p> |  <p>C</p> <p>STANDARD</p> <p>Q30 ⇨ ø14 Q45 ⇨ ø18 Q50 ⇨ ø25 Q63 ⇨ ø25 Q75 ⇨ ø30 Q85 ⇨ ø35 Q11 ⇨ ø42 Q13 ⇨ ø45</p> <p>I</p> <p>Stainless steel hub</p> <p>Mozzo in acciaio inox</p> <p>Special series Serie Speciale:</p> <p>S</p> <p>Q45 ⇨ ø19 Q50 ⇨ ø24</p> <p>X</p> <p>Mozzo in acciaio inox</p> <p>Stainless steel hub</p>  <p>U</p> <p>INCH</p> <p>Q45 ⇨ ø0.750" Q50 ⇨ ø1.000" Q63 ⇨ ø1.125" Q85 ⇨ ø1.500"</p> |  <p>Q</p>  <p>S</p>  <p>D</p> |  <p>M</p> <p>without flange Senza flangia</p> <p>B5</p> <p>A=56 (ø120) B=63 (ø140) C=71 (ø160) D=80 (ø200) E=90 (ø200) F=100+112 (ø250)</p> <p>B14</p> <p>O=56 (ø80) P=63 (ø90) Q=71 (ø105) R=80 (ø120) T=90 (ø140) U=100+112 (ø160)</p> <p>0=Type R</p> <p>Reduced Fl.</p> <p>1=56B5/ø11 2=63B5/ø14 3=71B5/ø19 4=71B5/ø24 5=90B5/ø28 6=100B5/ø38 7=132B5/ø42 8=80B14/ø11 9=100B5/ø24</p> |  <p>A</p>  <p>B</p> <p>STANDARD</p>  <p>C</p>  <p>D</p> |  <p>B3</p>  <p>B8</p>  <p>B6</p>  <p>B7</p>  <p>V5</p>  <p>V6</p> |  <p>-</p> <p>Nothing indication standard bore</p> <p>Nessuna indicazione foro standard</p> <p>P</p> <p>Input bore reduced one size</p> <p>Foro entrata ridotto di una misura</p> <p>Ex. Input Flange 71 B14 Standard ø14 Reduced ø11</p> <p>Q</p> <p>Input bore reduced two sizes</p> <p>Due grandezze ridotte foro entrata</p> <p>Ex. Input Flange 71 B14 Standard ø14 Reduced ø9</p> | <p>Only for combined units See technical data table</p> <p>Solo per i riduttori combinati Vedi tabelle dati tecnici.</p> <p>Ausführungen für Getriebekombinationen it.</p> <p>Sólo para combinados ver tabla datos técnicos</p> |

REQUIRED POWER / POTENZA RICHIESTA / ERFORDERLICHE LEISTUNG / POTENCIA NECESARIA

Lifting / sollevamento / hubantriebe / elevación

$$P \text{ [KW]} = \frac{M \text{ [Kg]} \cdot g \text{ [9.81]} \cdot v \text{ [m / s]}}{1000}$$

Rotation / rotazione / drehung / rotation

$$P \text{ [KW]} = \frac{M \text{ [Nm]} \cdot n \text{ [rpm]}}{9550}$$

Linear movement / traslazione / linearbewegung / translacion

$$P \text{ [KW]} = \frac{F \text{ [N]} \cdot v \text{ [m / s]}}{1000}$$

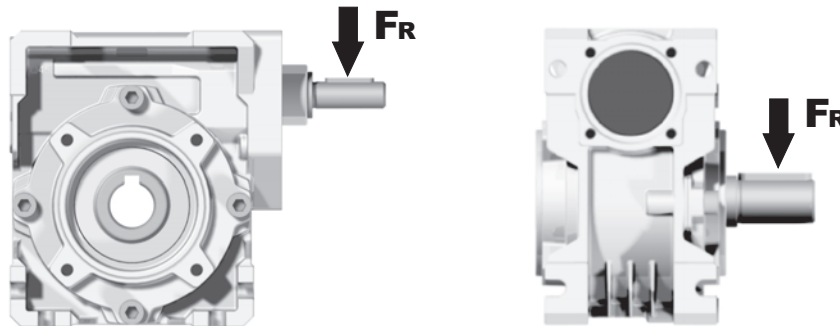
TORQUE / COPPIA / DREHMOMENT / PAR

$$M \text{ [Nm]} = \frac{9550 \cdot P \text{ [KW]}}{n \text{ [rpm]}}$$

$$M \text{ [lb in]} = \frac{63030 \cdot P \text{ [HP]}}{n \text{ [rpm]}}$$

RADIAL LOADS / CARICHI RADIALI / RADIALE - UND AXIALLASTEN / CARGA RADIAL Y AXIAL

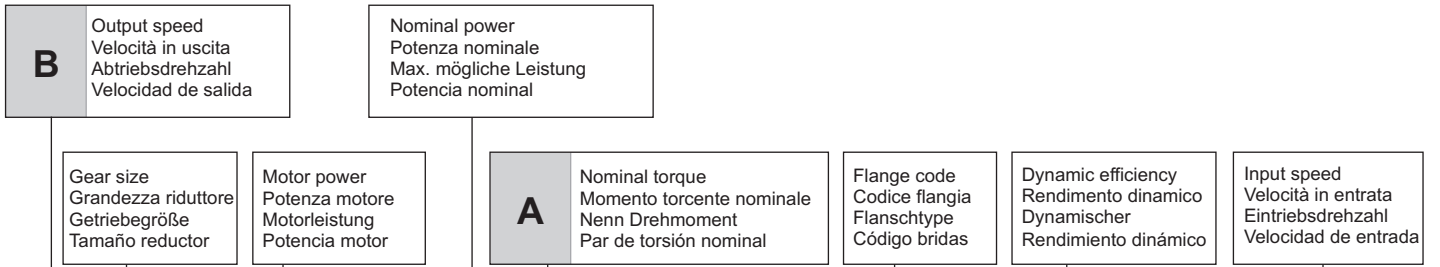
- Radial load generated by external transmissions keyed into onput and/or output shafts.
- Forza radiale generata da organi di trasmissione calettati sugli alberi di ingresso e/o uscita.
- Belastungen der Antriebs- bzw. Abtriebswellen durch von aussen eingebrachte Radiallasten.
- Cargas radiales, generada por transmisiones externas, aplicadas sobre los ejes de entrada y/o salida



| | | |
|----------------------|--|--|
| | $F_R \text{ [N]} = \frac{M \text{ [Nm]} \cdot 2000}{d \text{ [mm]}} \cdot f_k$ | $F_R \text{ [N]} = \frac{M \text{ [lb in]} \cdot 8.9}{d \text{ [in]}} \cdot f_k$ |
| M | Output torque / Momento torcente / Abtriebsdrehmoment / Par torsion | |
| d | Diam. of driving element / Diametro primitivo / Durchmesser der Abtriebseinheit / Diámetro primitivo | |
| f_k | Factor / Coefficiente di trasformazione / Faktor / Coefficiente de transmisión 1.15 Gearwheels / Ingranaggi / Zahnrad / Engranaje 1.25 Chain sprochets / Catena / Antriebskette / Cadena 1.75 Narrow v-belt pulley / Cinghia Trapezoidale / Keilriemen / Correa trapezoidal 2.50 Flat-belt pulley / Cinghia piatta / Flachzahnriem. / Correa plana | |

- If your application requires higher radial loads, contact our technical office. Higher load may be possible.
- Nel caso la vostra applicazione richieda carichi radiali superiori consultare il nostro ufficio tecnico, valori maggiori possono essere accettati.
- Wenn Ihre Anwendung höhere Radialbelastungen erfordert, so wenden Sie sich bitte an unser technischen Büro.
- En el caso en que una aplicación exija una carga radial superior a la especificada en el catálogo, consultar a nuestra oficinas técnica.

How to select a gearbox / Come selezionare un riduttore
Wie wählt man ein Getriebe / Cómo seleccionar un reductor



Q45 Rightangle - Gear **39Nm**
Rating - Alluminum WORM GEARBOXES

QUICK SELECTION / Selezione veloce

| Output Speed n_2 [min ⁻¹] | Ratio i | Motor power P_{1M} [kW] | Output torque M_{2M} [Nm] | Service factor f.s. | Nominal power P_{1R} [kW] | Nominal torque M_{2R} [Nm] | Available B5 motor flanges | | Available B14 motor flanges | | | Dynamic efficiency RD | Tooth Module Mn | Ratios code |
|---|--------------|---------------------------------|-----------------------------------|------------------------|-----------------------------------|------------------------------------|----------------------------|---|-----------------------------|-----|---|--------------------------|--------------------|-------------|
| | | | | | | | B | C | O | P | Q | | | |
| 200 | 7 | 0.37 | 14 | 2.1 | 0.76 | 29 | B | | B-C | B-C | | 80 | 2.2 | 01 |
| 140 | 10 | 0.37 | 20 | 1.5 | 0.54 | 29 | B | | B-C | B-C | | 79 | 2.2 | 02 |
| 100 | 14 | 0.37 | 27 | 1.1 | 0.39 | 29 | B | | B-C | B-C | | 77 | 2.4 | 03 |



| Type of load and starts per hour Tipo di carico e avviamenti per ora | | Oper. hours per day Ore di funz. giorn. | | |
|--|---------------------|--|---------|----------|
| | | <2 h | 2 - 8 h | 8 - 16 h |
| Continuous or intermittent appl. with start / hour Applicazione cont. o interm. con n.ro operazioni/ora | Uniform / Uniforme | 0.9 | 1 | 1.25 |
| | Moderate / Moderato | 1 | 1.25 | 1.5 |
| | Heavy / Forte | 1.25 | 1.5 | 1.75 |
| Intermittent application with start / hour Applicazione intermittente con n.ro operazioni/ora | Uniform / Uniforme | 1.25 | 1.5 | 1.75 |
| | Moderate / Moderato | 1.5 | 1.75 | 2 |
| | Heavy / Forte | 1.75 | 2 | 2.25 |

| | | |
|-----------|---|--|
| D | Motor flange available Flange disponibili Erhältliche Motorflansche Bridas disponibles | |
| B) | Mounting with reduction ring Montaggio con boccia di riduzione Reduzierhülsen Montaje con casquillo de reducción | |
| C) | Motor flangeholes position/terminal box position Posizione fori flangia/basetta motore Bohrungsposition am Motorflansch/-sockel Posición agujeros brida / base motor | |
| B) | Available without reduction bushes Disponibile anche senza boccia Auch ohne Reduzierbuchse verfügbar Disponible tambien sin casquillo | |

| | | | | |
|----------|--|--|--|--|
| A | Select required torque (according to service factor) | Seleziona la coppia desiderata (comprensiva del fattore di servizio) | Max. Drehmoment in Bezug zum Betriebsfaktor | Seleccionar el par deseado (incluyendo el factor de servicio) |
| B | Select output speed | Seleziona la velocità in uscita | Ausgewählte Abtriebsdrehzahl | Seleccionar la velocidad de salida |
| C | On the same line of selected geared motor, you can find the gear ratio | Sulla riga corrispondente alla motorizzazione prescelta si può rilevare il rapporto di riduzione | Auf der gleichen Linie wie die ausgewählte Motorleistung steht auch die Getriebeuntersetzung | En la línea correspondiente al motor preseleccionado es posible encontrar la relación de reducción |
| D | Select motor flange available (if requested) | Scegli la flangia disponibile (se richiesta) | Erhältliche Motorflansche (auf Anfrage) | Seleccionar la brida disponible (sobre pedido) |



QUICK SELECTION / Selezione veloce

input speed (n_1) = 1400 min⁻¹

| Output Speed n_2 [min ⁻¹] | Ratio i | Motor power P_{1M} [kW] | Output torque M_{2M} [Nm] | Service factor f.s. | Nominal power P_{1R} [kW] | Nominal torque M_{2R} [Nm] | Available B5 motor flanges | | Available B14 motor flanges | | Dynamic efficiency RD | Tooth Module Mn [mm] | Ratios code |
|---|--------------|---------------------------------|-----------------------------------|------------------------|-----------------------------------|------------------------------------|----------------------------|----|-----------------------------|----|---------------------------------|------------------------------------|-----------------|
| | | | | | | | A | B | O | P | | | |
| | | | | | | | 56 | 63 | 56 | 63 | | | |
| 280 | 5 | 0.18 | 5 | 3.2 | 0.57 | 16 | B | | B-C | | 82 | 1.26 | 01 |
| 200 | 7 | 0.18 | 7 | 2.3 | 0.42 | 16 | B | | B-C | | 80 | 1.44 | 02 |
| 140 | 10 | 0.18 | 10 | 1.7 | 0.30 | 16 | B | | B-C | | 78 | 1.44 | 03 |
| 93 | 15 | 0.18 | 13 | 1.3 | 0.24 | 18 | B | | B-C | | 73 | 1.44 | 04 |
| 70 | 20 | 0.18 | 17 | 1.0 | 0.19 | 18 | B | | B-C | | 70 | 1.09 | 05 |
| 47 | 30 | 0.12 | 15 | 1.3 | 0.16 | 20 | B | | B-C | | 62 | 1.44 | 06 |
| 35 | 40 | 0.12 | 19 | 1.0 | 0.12 | 19 | B | | B-C | | 57 | 1.09 | 07 |
| 23 | 61 | 0.09 | 19 | 1.0 | 0.09 | 19 | B | | B-C | | 50 | 0.72 | 08 |
| 17.5 | 80 | 0.09 | 16 | 1.0 | 0.06 | 15 | B | | B-C | | 48 | 0.56 | 09 |

A) Motor Flanges Available
Flange Motore Disponibili

B) Supplied with Reduction Bushing
Fornito con Bussola di Riduzione

B) Available on Request without reduction bushing
Disponibile a Richiesta senza Bussola di Riduzione

C) Motor Flange Holes Position
Posizione Fori Flangia Motore

EN Unit Q30 is supplied with synthetic oil, providing "long life" lubrication. For mounting position V5-V6 please contact us. See table 1 for lubrication and recommended quantity. In table 2 please see possible radial loads and axial loads on the gearbox. For complete documentation please visit our web site.

I Il riduttore tipo Q30 viene fornito lubrificato a vita con olio sintetico. Per posizioni V5-V6 contattare il ns. servizio tecnico. Vedi tab.1 per oli e quantità consigliati. In tab.2 sono presenti i carichi radiali e assiali applicabili al riduttore. Per la documentazione completa consulta il nostro sito.

D Für die Lebensdauerschmierung ist das Getriebe der Größe Q30 mit synthetischem Öl befüllt. Bei Einbaulage V5 oder V6 bitten wir um Rücksprache. In Tabelle 1 ist die Schmiermenge und das empfohlene Schmiermittel angegeben. In Tabelle 2 sind die zulässigen Radial- und Axialbelastungen des Getriebes aufgeführt. Die komplette Dokumentation, Wartungs- und Inbetriebnahmeanleitungen finden Sie unter.

E El reductor tamaño Q30 se suministra, lubricado de por vida con aceite sintético. Para las posiciones V5 y V6 contactar con nuestro servicio técnico. Ver tabla 1, para cantidades y aceites recomendados. En la tabla 2, se encuentran las cargas radiales y axiales admitidas por el reductor. Para documentación completa, consultar nuestra Web.

LUBRICATION Q30 Oil Quantity 0.03Lt.

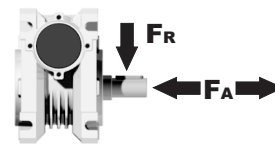
| AGIP | KLUBER | SHELL | MOBIL |
|----------------|------------------|---------------|--------------------|
| Telium VSF 320 | Syntheso D220 EP | Tivela Oil WB | Glygoyl 30 SHC 630 |

tab. 1

RADIAL AND AXIAL LOADS

Output shaft

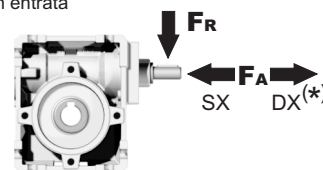
Albero di uscita



| n_2 [min ⁻¹] | FA [N] | FR [N] |
|-------------------------------|-----------|-----------|
| 200 | 120 | 600 |
| 150 | 140 | 700 |
| 100 | 160 | 800 |
| 75 | 180 | 900 |
| 50 | 200 | 1000 |
| 25 | 250 | 1250 |
| 15 | 280 | 1400 |

Input shaft

albero in entrata



| n_1 [min ⁻¹] | FA [N] | FR [N] |
|-------------------------------|-----------|-----------|
| 1400 | 20 | 100 |

***Strong axial loads in the DX direction are not allowed.**
Non sono consentiti forti carichi assiali con direzione DX

tab. 2

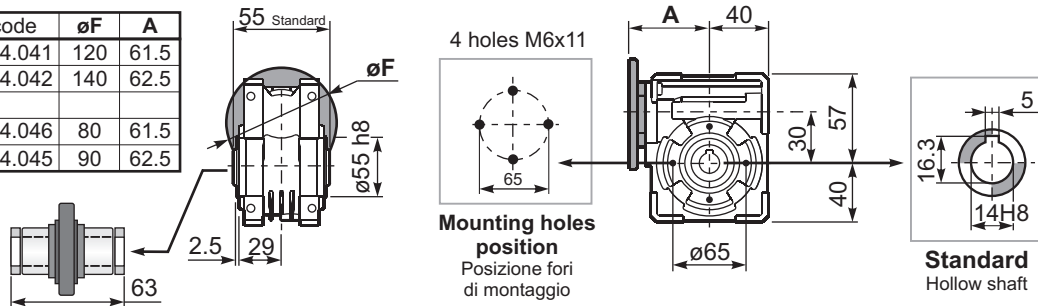
SELECT THIS TYPE AND THIS SPECIFIC SIZE ON THE WEB PAGES TO GET COMPLETE TECHNICAL DATA.
Selezionare tipo e gandezza specifica nel sito web per la documentazione completa.

PQ30FB... Basic wormbox
Riduttore base

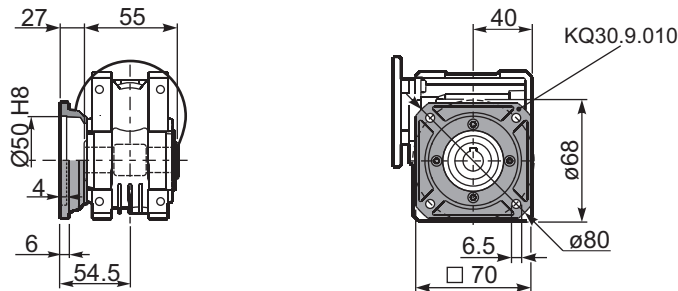
Gearbox weight
peso riduttore **1.15 kg**

| M. flanges | Kit code | øF | A |
|--------------|------------|-----|------|
| 56B5 | K030.4.041 | 120 | 61.5 |
| 63B5 | K030.4.042 | 140 | 62.5 |
| 56B14 | K030.4.046 | 80 | 61.5 |
| 63B14 | K030.4.045 | 90 | 62.5 |

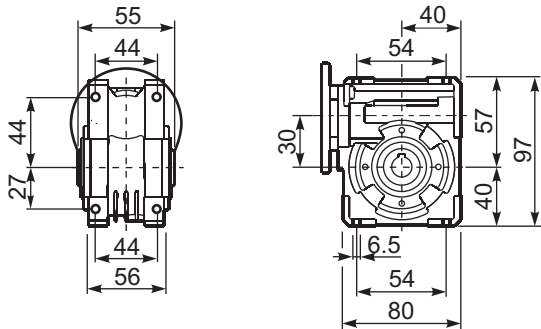
On Request
Output shaft
with spacers
cod. Q30.3.014



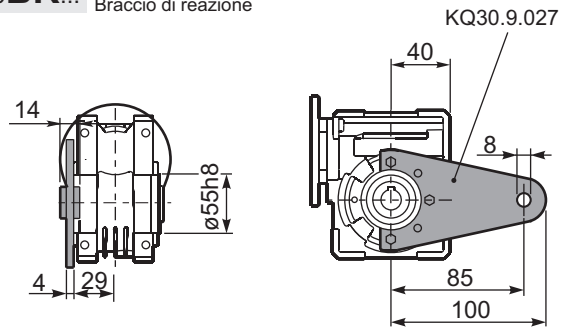
PQ30FC... Square flange
Flangia quadrata



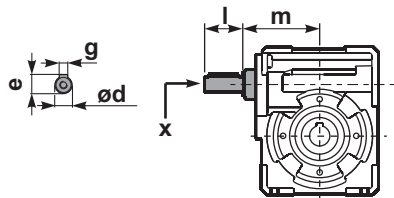
PQ30FB... Feet
Piedini



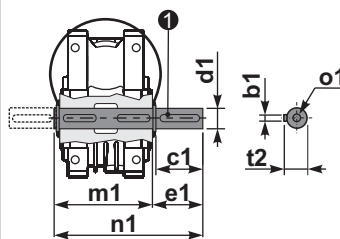
PQ30BR... Reaction arm
Braccio di reazione



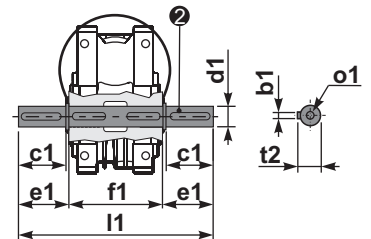
RQ30FB... Input shaft
Albero in entrata



PQ30.....S... Single Shaft
Albero lento semplice



PQ30.....D... Double Shaft
Albero lento bisp.



① kit cod. K030.5.028 type B

② kit cod. K030.5.029 type B

| | ød | e | g | l | m | x | kit code |
|--------|------|------|---|----|----|---|------------------|
| type B | 9 h6 | 10.2 | 3 | 20 | 58 | - | K030.5.006 PAM63 |
| type S | - | - | - | - | - | - | - |

| | b1 | c1 | d1 | e1 | f1 | l1 | m1 | n1 | t2 | o1 |
|--------|----|----|--|------|----|-----|----|------|----|-------|
| type B | 5 | 25 | 14 ^{-0.005} _{-0.020} | 35.5 | 55 | 126 | 59 | 94.5 | 16 | M5x14 |
| type S | - | - | - | - | - | - | - | - | - | - |



QUICK SELECTION / Selezione veloce

input speed (n_1) = 1400 min⁻¹

| Output Speed n_2 [min ⁻¹] | Ratio i | Motor power P_{1M} [kW] | Output torque M_{2M} [Nm] | Service factor f.s. | Nominal power P_{1R} [kW] | Nominal torque M_{2R} [Nm] | Available B5 motor flanges | | Available B14 motor flanges | | | Dynamic efficiency RD | Tooth Module M_n [mm] | Ratios code |
|---|--------------|---------------------------------|-----------------------------------|------------------------|-----------------------------------|------------------------------------|----------------------------|---|-----------------------------|-----|---|---------------------------------|----------------------------|-------------|
| | | | | | | | B | C | O | P | Q | | | |
| 200 | 7 | 0.37 | 14 | 2.1 | 0.76 | 29 | B | | B-C | B-C | | 80 | 2.2 | 01 |
| 140 | 10 | 0.37 | 20 | 1.5 | 0.54 | 29 | B | | B-C | B-C | | 79 | 2.2 | 02 |
| 100 | 14 | 0.37 | 27 | 1.1 | 0.39 | 29 | B | | B-C | B-C | | 77 | 2.4 | 03 |
| 67 | 21 | 0.37 | 36 | 1.1 | 0.41 | 39 | B | | B-C | B-C | | 67 | 1.6 | 04 |
| 50 | 28 | 0.25 | 31 | 1.3 | 0.31 | 39 | B | | B-C | B-C | | 65 | 2.5 | 05 |
| 38 | 37 | 0.25 | 40 | 1.0 | 0.25 | 39 | B | | B-C | B-C | | 63 | 1.8 | 06 |
| 30 | 46 | 0.25 | 46 | 0.8 | 0.21 | 39 | B | | B-C | B-C | | 59 | 1.5 | 07 |
| 23 | 60 | 0.18 | 41 | 0.9 | 0.17 | 39 | B | | B-C | B-C | | 56 | 1.2 | 08 |
| 20 | 70 | 0.12 | 31 | 0.9 | 0.11 | 29 | B | | B-C | B-C | | 54 | 1.0 | 09 |
| 13.7 | 102 | 0.09* | 28 | <0.8 | 0.08 | 28 | B | | B-C | B-C | | 49 | 0.72 | 10 |

A Motor Flanges Available
Flange Motore Disponibili

B Supplied with Reduction Bushing
Fornito con Bussola di Riduzione

B Available on Request without reduction bushing
Disponibile a Richiesta senza Bussola di Riduzione

C Motor Flange Holes Position
Posizione Fori Flangia Motore

* Power higher than the maximum one which can be supported by the gearbox. Select according to the torque M_{2R}
Potenza superiore a quella massima sopportabile dal riduttore. Selezionare in base al momento torcente M_{2R}

EN Unit Q45 is supplied with synthetic oil, providing "long life" lubrication. For mounting position V5-V6 please contact us. See table 1 for lubrication and recommended quantity. In table 2 please see possible radial loads and axial loads on the gearbox. For complete documentation please visit our web site.

I Il riduttore tipo Q45 viene fornito lubrificato a vita con olio sintetico. Per posizioni V5-V6 contattare il ns. servizio tecnico. Vedi tab.1 per oli e quantità consigliati. In tab.2 sono presenti i carichi radiali e assiali applicabili al riduttore. Per la documentazione completa consulta il nostro sito.

D Für die Lebensdauerschmierung ist das Getriebe der Größe Q45 mit synthetischem Öl befüllt. Bei Einbaulage V5 oder V6 bitten wir um Rücksprache. In Tabelle 1 ist die Schmiermenge und das empfohlene Schmiermittel angegeben. In Tabelle 2 sind die zulässigen Radial - und Axialbelastungen des Getriebes aufgeführt. Die komplette Dokumentation, Wartungs - und Inbetriebnahmeanleitungen finden Sie unter.

E El reductor tamaño Q45 se suministra, lubricado de por vida con aceite sintético. Para las posiciones V5 y V6 contactar con nuestro servicio técnico. Ver tabla 1, para cantidades y aceites recomendados. En la tabla 2, se encuentran las cargas radiales y axiales admitidas por el reductor. Para documentación completa, consultar nuestra Web.

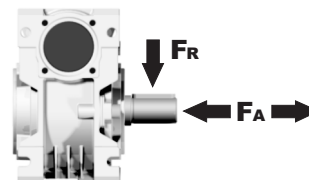
LUBRICATION Q45 Oil Quantity 0.08 Lt.

| AGIP | KLUBER | SHELL | MOBIL |
|----------------|------------------|---------------|--------------------|
| Telium VSF 320 | Syntheso D220 EP | Tivela Oil WB | Glygoyl 30 SHC 630 |

tab. 1

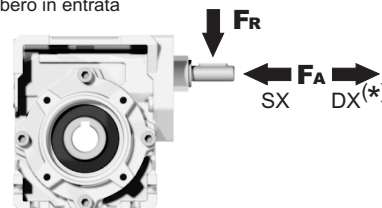
RADIAL AND AXIAL LOADS

Output shaft
Albero di uscita



| n_2 [min ⁻¹] | FA [N] | FR [N] |
|-------------------------------|-----------|-----------|
| 200 | 180 | 900 |
| 150 | 200 | 1000 |
| 100 | 220 | 1100 |
| 75 | 240 | 1200 |
| 50 | 260 | 1400 |
| 25 | 300 | 1800 |
| 15 | 400 | 2000 |

Input shaft
albero in entrata



| n_1 [min ⁻¹] | FA [N] | FR [N] |
|-------------------------------|-----------|-----------|
| 1400 | 42 | 210 |

*Strong axial loads in the DX direction are not allowed.
Non sono consentiti forti carichi assiali con direzione DX

tab. 2

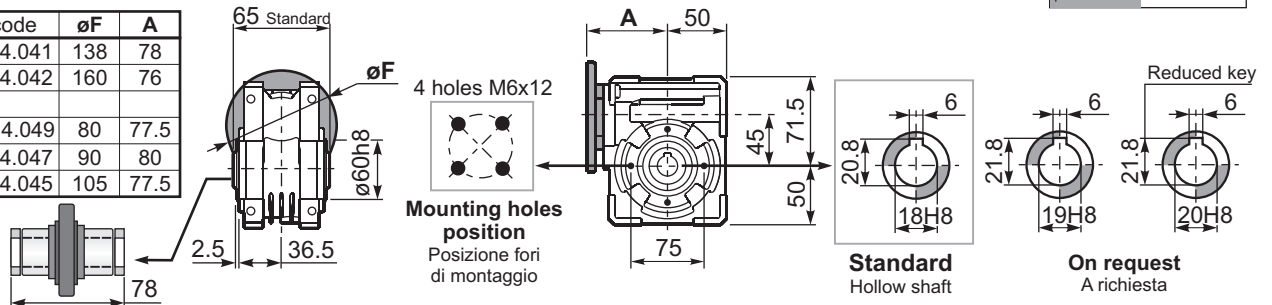
SELECT THIS TYPE AND THIS SPECIFIC SIZE ON THE WEB PAGES TO GET COMPLETE TECHNICAL DATA.
Selezionare tipo e gandezza specifica nel sito web per la documentazione completa.

PQ45FB... Basic wormbox
Riduttore base

Gearbox weight
peso riduttore **2.30 kg**

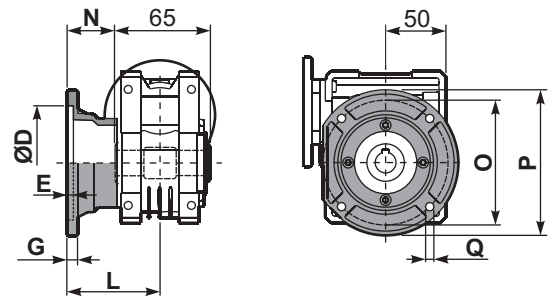
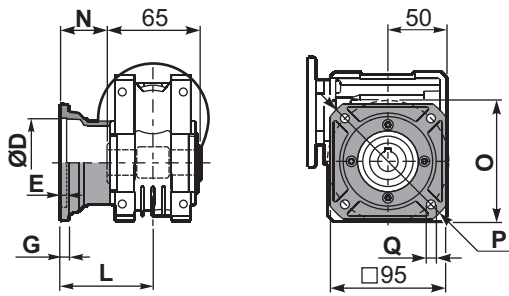
| M. flanges | Kit code | øF | A |
|------------|------------|-----|------|
| 63B5 | K050.4.041 | 138 | 78 |
| 71B5 | K050.4.042 | 160 | 76 |
| 56B14 | KC40.4.049 | 80 | 77.5 |
| 63B14 | K050.4.047 | 90 | 80 |
| 71B14 | K050.4.045 | 105 | 77.5 |

On Request
output shaft
with spacers
cod. Q45.3.018



PQ45FC... Square flange
Flangia quadrata

PQ45F1... Round flange
Flangia rotonda

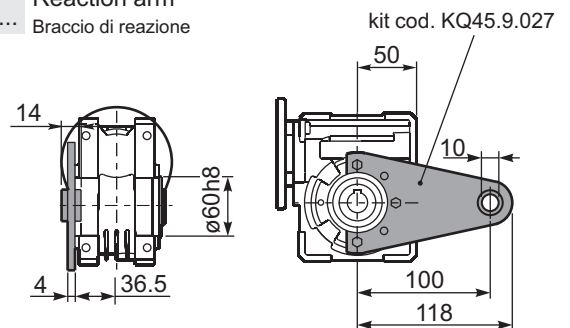
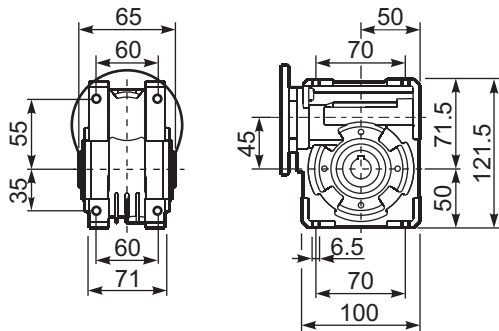


| type B | øD | E | G | L | N | O | P | Q | kit code |
|--------|-------|---|---|----|------|----|-----|---|------------|
| FC | 60 H8 | 4 | 7 | 67 | 34.5 | 75 | 110 | 9 | KQ45.9.010 |
| FL | 60 H8 | 4 | 7 | 97 | 64.5 | 75 | 110 | 9 | KQ45.9.011 |

| type S | øD | E | G | L | N | O | P | Q | kit code |
|--------|------|---|----|----|------|-----|-----|-----|-------------|
| F1 | 95H8 | 5 | 9 | 80 | 47.5 | 115 | 140 | 9.5 | KSQ45.9.012 |
| F2 | 80H8 | 5 | 12 | 58 | 25.5 | 100 | 120 | 9 | KSQ45.9.013 |

PQ45FB... Feet
Piedini

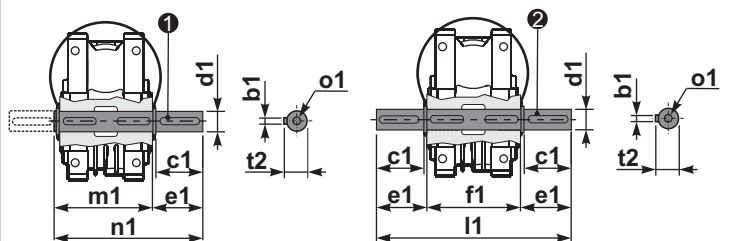
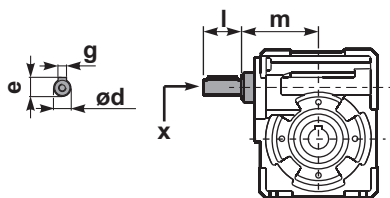
PQ45BR... Reaction arm
Braccio di reazione



RQ45FB... Input shaft
Albero in entrata

PQ45.....S... Single Shaft
Albero lento semplice

PQ45.....D... Double Shaft
Albero lento bisp.



① kit cod. K045.5.028 type B
kit cod. KS045.5.030 type S

② kit cod. K045.5.029 type B
kit cod. KS045.5.031 type S

| | ød | e | g | l | m | x | kit code |
|--------|-------|------|---|----|----|---|---------------------------|
| type B | 11 h6 | 12.5 | 4 | 30 | 74 | - | ① K045.5.006 PAM71 ② - |
| type S | - | - | - | - | - | - | ① - ② - |

| | b1 | c1 | d1 | e1 | f1 | l1 | m1 | n1 | t2 | o1 |
|--------|----|----|--|------|----|-----|----|-------|------|-------|
| type B | 6 | 32 | 18 ^{-0.005} _{-0.020} | 43 | 65 | 151 | 70 | 113 | 20.5 | M6x18 |
| type S | 6 | 40 | 19 ^{-0.005} _{-0.020} | 58.5 | 65 | 182 | 70 | 128.5 | 21.5 | M8x20 |



QUICK SELECTION / Selezione veloce

input speed (n_1) = 1400 min⁻¹

| Output Speed n_2 [min ⁻¹] | Ratio i | Motor power P_{1M} [kW] | Output torque M_{2M} [Nm] | Service factor f.s. | Nominal power P_{1R} [kW] | Nominal torque M_{2R} [Nm] | Available B5 motor flanges | | | Available B14 motor flanges | | | | Dynamic efficiency RD | Tooth Module M_n [mm] | Ratios code |
|---|--------------|---------------------------------|-----------------------------------|------------------------|-----------------------------------|------------------------------------|----------------------------|----|----|-----------------------------|-----|----|----|--------------------------|----------------------------|-------------|
| | | | | | | | B | C | D | O | P | Q | R | | | |
| | | | | | | | 63 | 71 | 80 | 56 | 63 | 71 | 80 | | | |
| 200 | 7 | 0.75 | 29 | 1.8 | 1.4 | 54 | B | B | | | B-C | B | | 82 | 2.5 | 01 |
| 140 | 10 | 0.75 | 41 | 1.4 | 1.1 | 59 | B | B | | | B-C | B | | 80 | 2.4 | 02 |
| 100 | 14 | 0.75 | 57 | 1.1 | 0.86 | 65 | B | B | | | B-C | B | | 79 | 2.6 | 03 |
| 78 | 18 | 0.55 | 51 | 1.2 | 0.64 | 59 | B | B | | | B-C | B | | 75 | 2.0 | 04 |
| 54 | 26 | 0.55 | 67 | 0.9 | 0.51 | 63 | B | B | | | B-C | B | | 69 | 2.7 | 05 |
| 39 | 36 | 0.37 | 63 | 1.1 | 0.41 | 69 | B | | | B-C | B-C | | | 69 | 2.1 | 06 |
| 33 | 43 | 0.37 | 72 | 0.9 | 0.34 | 65 | B | | | B-C | B-C | | | 66 | 1.8 | 07 |
| 23 | 60 | 0.25 | 59 | 1.0 | 0.25 | 59 | B | | | B-C | B-C | | | 58 | 1.3 | 08 |
| 21 | 68 | 0.25 | 66 | 0.8 | 0.21 | 55 | B | | | B-C | B-C | | | 57 | 1.2 | 09 |
| 17.5 | 80 | 0.18 | 53 | 1.0 | 0.18 | 54 | B | | | B-C | B-C | | | 54 | 1.0 | 10 |
| 14 | 100 | 0.12 | 41 | 1.2 | 0.14 | 49 | B | | | B-C | B-C | | | 50 | 0.8 | 11 |

Motor Flanges Available
Flange Motore Disponibili

B) Supplied with Reduction Bushing
Fornito con Bussola di Riduzione

Available on Request without reduction bushing
Disponibile a Richiesta senza Bussola di Riduzione

C) Motor Flange Holes Position
Posizione Fori Flangia Motore

EN Unit Q50 is supplied with synthetic oil, providing "long life" lubrication. For mounting position V5-V6 please contact us. See table 1 for lubrication and recommended quantity. In table 2 please see possible radial loads and axial loads on the gearbox. For complete documentation please visit our web site.

I Il riduttore tipo Q50 viene fornito lubrificato a vita con olio sintetico. Per posizioni V5-V6 contattare il ns. servizio tecnico. Vedi tab.1 per oli e quantità consigliati. In tab.2 sono presenti i carichi radiali e assiali applicabili al riduttore. Per la documentazione completa consulta il nostro sito.

D Für die Lebensdauerschmierung ist das Getriebe der Größe Q50 mit synthetischem Öl befüllt. Bei Einbaulage V5 oder V6 bitten wir um Rücksprache. In Tabelle 1 ist die Schmiermenge und das empfohlene Schmiermittel angegeben. In Tabelle 2 sind die zulässigen Radial- und Axialbelastungen des Getriebes aufgeführt. Die komplette Dokumentation, Wartungs- und Inbetriebnahmeanleitungen finden Sie unter.

E El reductor tamaño Q50 se suministra, lubricado de por vida con aceite sintético. Para las posiciones V5 y V6 contactar con nuestro servicio técnico. Ver tabla 1, para cantidades y aceites recomendados. En la tabla 2, se encuentran las cargas radiales y axiales admitidas por el reductor. Para documentación completa, consultar nuestra Web.

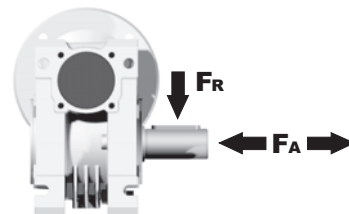
LUBRICATION Q50 Oil Quantity 0.13 Lt.

| AGIP | KLUBER | SHELL | MOBIL |
|----------------|------------------|---------------|--------------------|
| Telium VSF 320 | Syntheso D220 EP | Tivela Oil WB | Glygoyl 30 SHC 630 |

tab. 1

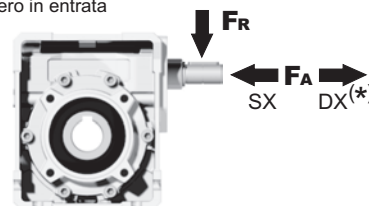
RADIAL AND AXIAL LOADS

Output shaft
Albero di uscita



| n_2 [min ⁻¹] | FA [N] | FR [N] |
|-------------------------------|-----------|-----------|
| 200 | 240 | 1200 |
| 150 | 280 | 1400 |
| 100 | 300 | 1500 |
| 75 | 340 | 1700 |
| 50 | 380 | 1900 |
| 25 | 480 | 2500 |
| 15 | 560 | 2800 |

Input shaft
albero in entrata



| n_1 [min ⁻¹] | FA [N] | FR [N] |
|-------------------------------|-----------|-----------|
| 1400 | 76 | 380 |

*Strong axial loads in the DX direction are not allowed.
Non sono consentiti forti carichi assiali con direzione DX

tab. 2

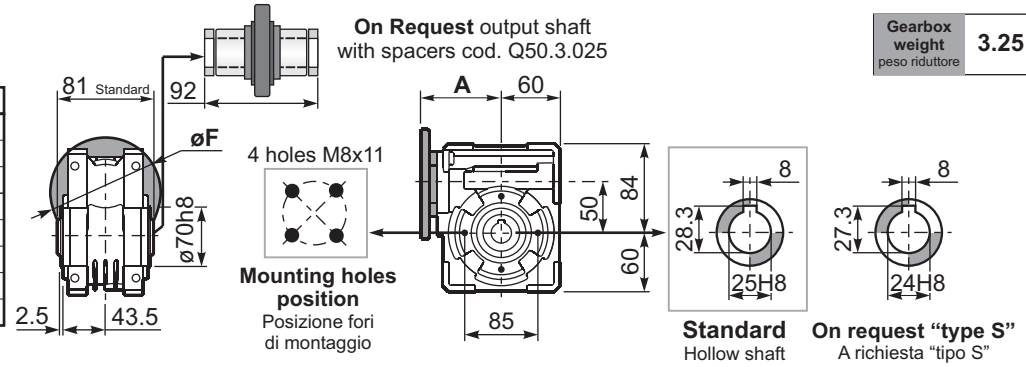
SELECT THIS TYPE AND THIS SPECIFIC SIZE ON THE WEB PAGES TO GET COMPLETE TECHNICAL DATA.
Selezionare tipo e gandezza specifica nel sito web per la documentazione completa.

PQ50FB... Basic wormbox
Riduttore base

On Request output shaft
with spacers cod. Q50.3.025

Gearbox weight
peso riduttore **3.25 kg**

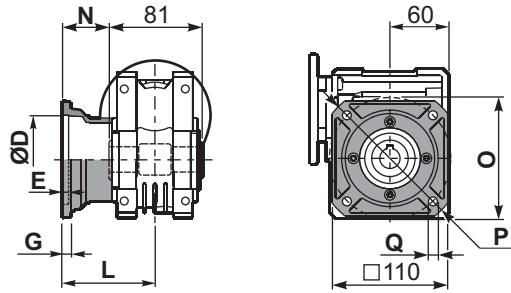
| M. flanges | Kit code | øF | A |
|--------------|------------|-----|------|
| 63B5 | K050.4.041 | 138 | 81.5 |
| 71B5 | K050.4.042 | 160 | 79.5 |
| 80B5 | K050.4.043 | 200 | 81.5 |
| 56B14 | KC40.4.049 | 80 | 81 |
| 63B14 | K050.4.047 | 90 | 83.5 |
| 71B14 | K050.4.045 | 105 | 81 |
| 80B14 | K050.4.046 | 120 | 81.5 |



Standard Hollow shaft
On request "type S" A richiesta "tipo S"

PQ50FC... Square flange
Flangia quadrata

PQ50F1... Round flange
Flangia rotonda

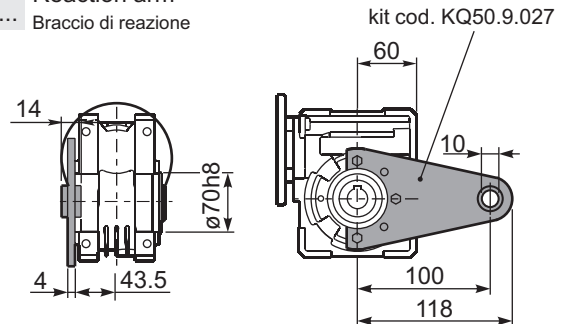
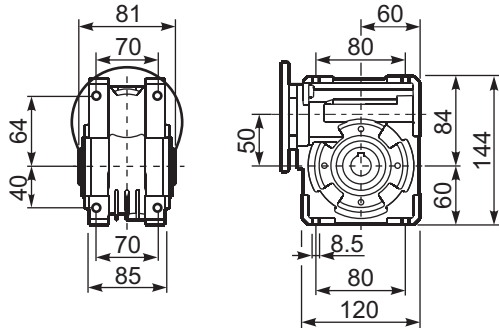


| type B | øD | E | G | L | N | O | P | Q | kit code |
|-----------|-------|---|---|-----|------|----|-----|----|------------|
| FC | 70 H8 | 5 | 9 | 90 | 49.5 | 85 | 125 | 11 | KQ50.9.010 |
| FL | 70 H8 | 5 | 9 | 120 | 79.5 | 85 | 125 | 11 | KQ50.9.011 |

| type S | øD | E | G | L | N | O | P | Q | kit code |
|-----------|--------|---|------|----|------|-----|-----|-----|-------------|
| F1 | 110 H8 | 5 | 10 | 89 | 48.5 | 130 | 160 | 9.5 | KSQ50.9.012 |
| F2 | 95 H8 | 5 | 14.5 | 72 | 31.5 | 115 | 140 | 11 | KSQ50.9.013 |

PQ50FB... Feet
Piedini

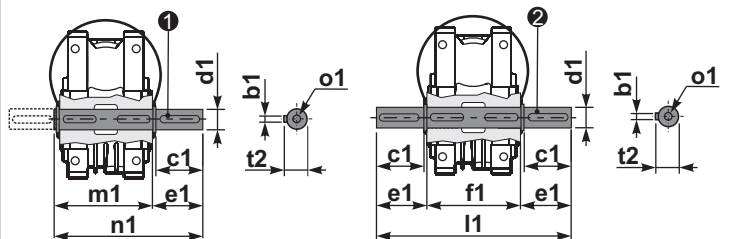
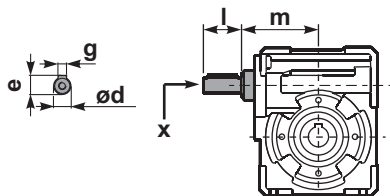
PQ50BR... Reaction arm
Braccio di reazione



RQ50FB... Input shaft
Albero in entrata

PQ50.....S... Single Shaft
Albero lento semplice

PQ50.....D... Double Shaft
Albero lento bisp.



① kit cod. K050.5.028 type B
kit cod. KS050.5.030 type S
② kit cod. K050.5.029 type B
kit cod. KS050.5.031 type S

| | ød | e | g | l | m | x | kit code |
|--------|-------|----|---|----|------|-------|--|
| type B | 16 h6 | 18 | 5 | 30 | 79.5 | M6x16 | ① K050.5.006 PAM71 ② K050.5.007 PAM80 |
| type S | 14 h6 | 16 | 5 | 30 | 79.5 | M5x10 | ① KS050.5.008 PAM71 ② KS050.5.009 PAM80 |

| | b1 | c1 | d1 | e1 | f1 | l1 | m1 | n1 | t2 | o1 |
|--------|----|----|--|------|----|-----|------|-----|----|-------|
| type B | 8 | 52 | 25 ^{-0.005} _{-0.020} | 59.5 | 81 | 200 | 86.5 | 146 | 28 | M8x20 |
| type S | 8 | 50 | 24 ^{-0.005} _{-0.020} | 68.8 | 81 | 218 | 86.5 | 155 | 27 | M8x20 |



QUICK SELECTION / Selezione veloce

input speed (n_1) = 1400 min⁻¹

| Output Speed n_2 [min ⁻¹] | Ratio i | Motor power P_{1M} [kW] | Output torque M_{2M} [Nm] | Service factor f.s. | Nominal power P_{1R} [kW] | Nominal torque M_{2R} [Nm] | Available B5 motor flanges | | | | Available B14 motor flanges | | | Dynamic efficiency RD | Tooth Module Mn [mm] | Ratios code | |
|---|--------------|---------------------------------|-----------------------------------|------------------------|-----------------------------------|------------------------------------|----------------------------|----|----|----|-----------------------------|-----|-----|------------------------------|-----------------------------|-----------------|----|
| | | | | | | | B | C | D | E | Q | R | T | | | | |
| | | | | | | | 63 | 71 | 80 | 90 | 71 | 80 | 90 | | | | |
| 200 | 7 | 1.8 | 71 | 1.7 | 3.0 | 119 | | B | B | | | B-C | B-C | | 83 | 3.1 | 01 |
| 140 | 10 | 1.8 | 99 | 1.3 | 2.3 | 128 | | B | B | | | B-C | B-C | | 81 | 3.1 | 02 |
| 93 | 15 | 1.5 | 121 | 1.1 | 1.6 | 131 | | B | B | | | B-C | B-C | | 79 | 3.1 | 03 |
| 74 | 19 | 1.1 | 111 | 1.2 | 1.3 | 131 | | B | B | | | B-C | B-C | | 78 | 2.6 | 04 |
| 58 | 24 | 1.1 | 135 | 1.0 | 1.1 | 135 | | B | B | | | B-C | B-C | | 75 | 2.0 | 05 |
| 47 | 30 | 1.1 | 167 | 0.8 | 0.92 | 139 | | B | B | | | B-C | B-C | | 74 | 3.2 | 06 |
| 39 | 36 | 0.75 | 125 | 1.1 | 0.84 | 140 | | B | B | B | | B-C | B-C | | 68 | 2.7 | 07 |
| 31 | 45 | 0.55 | 111 | 1.2 | 0.64 | 129 | B | B | | | | B-C | C | | 66 | 2.1 | 08 |
| 21 | 67 | 0.55 | 151 | 0.8 | 0.43 | 118 | B | B | | | | B-C | C | | 60 | 1.5 | 09 |
| 17.5 | 80 | 0.37 | 115 | 1.0 | 0.36 | 113 | B | B | | | | B-C | C | | 57 | 1.3 | 10 |
| 14.9 | 94 | 0.37 | 123 | 0.9 | 0.34 | 113 | B | B | | | | B-C | C | | 52 | 1.1 | 11 |

Motor Flanges Available
Flange Motore Disponibili

B) Supplied with Reduction Bushing
Fornito con Bussola di Riduzione

B) Available on Request without reduction bushing
Disponibile a Richiesta senza Bussola di Riduzione

C) Motor Flange Holes Position
Posizione Fori Flangia Motore

EN Unit Q63 is supplied with synthetic oil, providing "long life" lubrication. For mounting position V5-V6 please contact us. See table 1 for lubrication and recommended quantity. In table 2 please see possible radial loads and axial loads on the gearbox. For complete documentation please visit our web site.

I Il riduttore tipo Q63 viene fornito lubrificato a vita con olio sintetico. Per posizioni V5-V6 contattare il ns. servizio tecnico. Vedi tab.1 per oli e quantità consigliati. In tab.2 sono presenti i carichi radiali e assiali applicabili al riduttore. Per la documentazione completa consulta il nostro sito.

D Für die Lebensdauerschmierung ist das Getriebe der Größe Q63 mit synthetischem Öl befüllt. Bei Einbaulage V5 oder V6 bitten wir um Rücksprache. In Tabelle 1 ist die Schmiermenge und das empfohlene Schmiermittel angegeben. In Tabelle 2 sind die zulässigen Radial- und Axialbelastungen des Getriebes aufgeführt. Die komplette Dokumentation, Wartungs- und Inbetriebnahmeanleitungen finden Sie unter.

E El reductor tamaño Q63 se suministra, lubricado de por vida con aceite sintético. Para las posiciones V5 y V6 contactar con nuestro servicio técnico. Ver tabla 1, para cantidades y aceites recomendados. En la tabla 2, se encuentran las cargas radiales y axiales admitidas por el reductor. Para documentación completa, consultar nuestra Web.

LUBRICATION Q63 Oil Quantity 0.30 Lt.

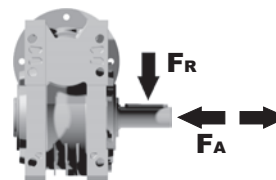
| AGIP | KLUBER | SHELL | MOBIL |
|----------------|------------------|---------------|--------------------|
| Telium VSF 320 | Syntheso D220 EP | Tivela Oil WB | Glygoyl 30 SHC 630 |

tab. 1

RADIAL AND AXIAL LOADS

Output shaft

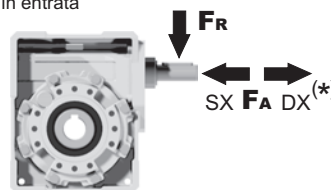
Albero di uscita



| n_2 [min ⁻¹] | FA [N] | FR [N] |
|-------------------------------|-----------|-----------|
| 200 | 360 | 1800 |
| 150 | 400 | 2000 |
| 100 | 460 | 2300 |
| 75 | 500 | 2500 |
| 50 | 600 | 3000 |
| 25 | 700 | 3800 |
| 15 | 800 | 4000 |

Input shaft

albero in entrata



| n_1 [min ⁻¹] | FA [N] | FR [N] |
|-------------------------------|-----------|-----------|
| 1400 | 90 | 450 |

*Strong axial loads in the DX direction are not allowed.
Non sono consentiti forti carichi assiali con direzione DX

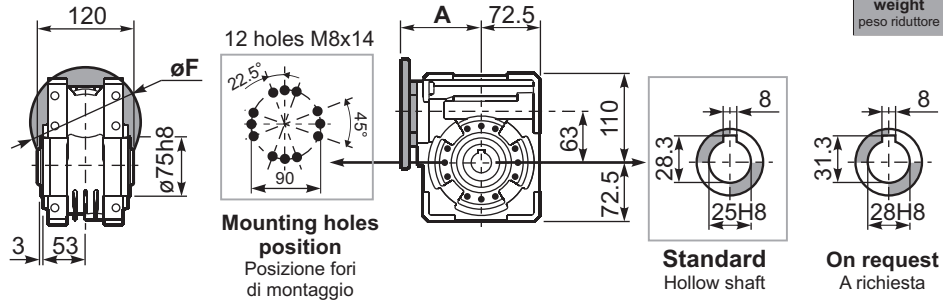
tab. 2

SELECT THIS TYPE AND THIS SPECIFIC SIZE ON THE WEB PAGES TO GET COMPLETE TECHNICAL DATA.
Selezionare tipo e gandezza specifica nel sito web per la documentazione completa.

PQ63FB... Basic wormbox
Riduttore base

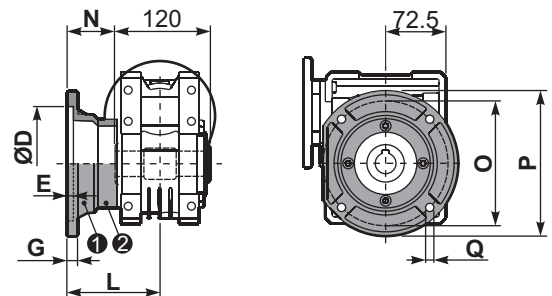
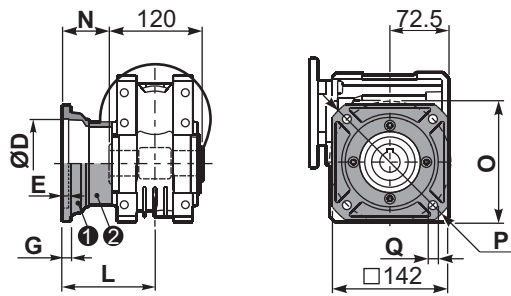
Gearbox weight
peso riduttore **6.00 kg**

| M. flanges | Kit code | øF | A |
|------------|------------|-----|------|
| 63B5 | K063.4.041 | 140 | 99.5 |
| 71B5 | K063.4.042 | 160 | 97.5 |
| 80/90B5 | K063.4.043 | 200 | 99.5 |
| 71B14 | K063.4.047 | 105 | 97.5 |
| 80B14 | K063.4.046 | 120 | 98.5 |
| 90B14 | K063.4.041 | 140 | 99.5 |



PQ63FC... Square flange
Flangia quadrata

PQ63F1... Round flange
Flangia rotonda

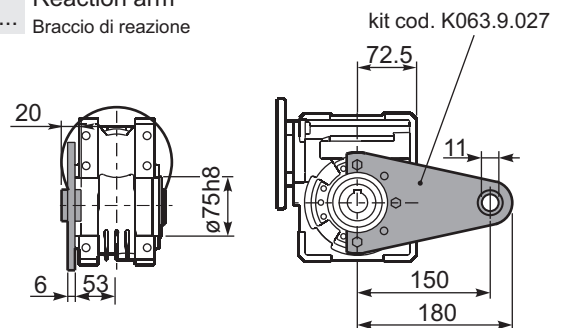
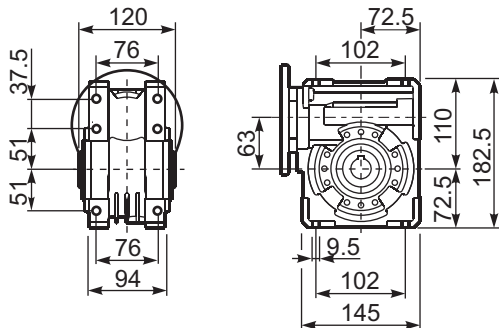


| type B | øD | E | G | L | N | O | P | Q | kit code |
|--------|---|---|----|-----|----|-----|-----|----|------------------------------|
| FC | 115 ^{+0.20} / _{+0.15} | 6 | 12 | 86 | 26 | 150 | 180 | 11 | 1 KQ63.9.010 2 - |
| FL | 115 ^{+0.20} / _{+0.15} | 6 | 12 | 116 | 56 | 150 | 180 | 11 | 1 KQ63.9.010 2 K063.0.200 |

| type S | øD | E | G | L | N | O | P | Q | kit code |
|--------|---|---|----|-----|----|-----|-----|----|----------------------|
| F1 | 130 ^{+0.20} / _{+0.15} | 7 | 13 | 110 | 50 | 165 | 200 | 13 | 1 KS070.9.013 2 - |
| F2 | 115 ^{+0.20} / _{+0.15} | 7 | 13 | 124 | 64 | 150 | 175 | 11 | 1 KS063.9.013 2 - |
| F3 | 110 ^{+0.035} / ₀ | 5 | 11 | 90 | 30 | 130 | 160 | 10 | 1 KS063.9.011 2 - |

PQ63FB... Feet
Piedini

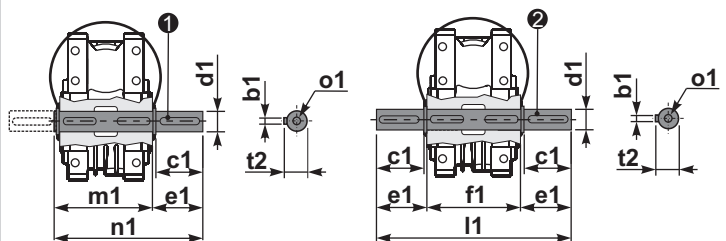
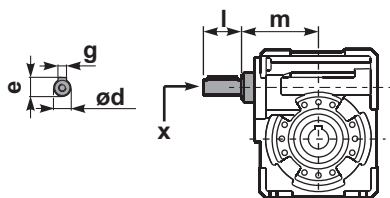
PQ63BR... Reaction arm
Braccio di reazione



RQ63FB... Input shaft
Albero in entrata

PQ63.....S... Single Shaft
Albero lento semplice

PQ63.....D... Double Shaft
Albero lento bisp.



1 kit cod. K063.5.028 type B 2 kit cod. K063.5.029 type B

| | ød | e | g | l | m | x | kit code |
|--------|-------|------|---|----|----|-------|--|
| type B | 18 h6 | 20.5 | 6 | 45 | 93 | M6x16 | 1 K063.5.006 PAM80 2 K063.5.007 PAM90 |
| type S | 19 h6 | 21.5 | 6 | 40 | 93 | M8x20 | 1 KS063.5.008 PAM80 2 KS063.5.009 PAM90 |

| | b1 | c1 | d1 | e1 | f1 | l1 | m1 | n1 | t2 | o1 |
|--------|----|----|--|------|-----|-------|-------|-----|----|-------|
| type B | 8 | 60 | 25 ^{-0.005} / _{-0.020} | 63.2 | 120 | 246.4 | 126.8 | 190 | 28 | M8x20 |
| type S | - | - | - | - | - | - | - | - | - | - |



QUICK SELECTION / Selezione veloce

input speed (n_1) = 1400 min⁻¹

| Output Speed n_2 [min ⁻¹] | Ratio i | Motor power P_{1M} [kW] | Output torque M_{2M} [Nm] | Service factor f.s. | Nominal power P_{1R} [kW] | Nominal torque M_{2R} [Nm] | Available B5 motor flanges | | | | Available B14 motor flanges | | | Dynamic efficiency RD | Tooth Module Mn [mm] | Ratios code | |
|---|--------------|---------------------------------|-----------------------------------|------------------------|-----------------------------------|------------------------------------|----------------------------|----|----|------------|-----------------------------|----|------------|------------------------------|-----------------------------|-----------------|----|
| | | | | | | | C | D | E | F | R | T | U | | | | |
| | | | | | | | 71 | 80 | 90 | 100 112 | 80 | 90 | 100 112 | | | | |
| 200 | 7 | 4 | 172 | 1.1 | 4.4 | 190 | | B | B | | | B | B | | 90 | 3.75 | 01 |
| 140 | 10 | 4 | 240 | 1.0 | 3.8 | 230 | | B | B | | | B | B | | 88 | 3.75 | 02 |
| 93 | 15 | 3 | 261 | 1.0 | 2.9 | 250 | | B | B | | | B | B | | 85 | 3.75 | 03 |
| 70 | 20 | 2.2 | 249 | 1.0 | 2.2 | 250 | | B | B | | | B | B | | 83 | 3.00 | 04 |
| 56 | 25 | 1.5 | 205 | 1.2 | 1.83 | 250 | B | B | | | | B | | | 80 | 2.41 | 05 |
| 45 | 31 | 1.5 | 244 | 1.1 | 1.66 | 270 | B | B | | | | B | | | 77 | 3.75 | 06 |
| 35 | 40 | 1.5 | 295 | 0.9 | 1.30 | 255 | B | B | | | | B | | | 72 | 3.10 | 07 |
| 28 | 50 | 0.75 | 174 | 1.3 | 0.95 | 220 | B | | | | | | | | 68 | 2.41 | 08 |
| 23 | 60 | 0.75 | 202 | 1.0 | 0.75 | 200 | B | | | | | | | | 65 | 2.10 | 09 |
| 17.5 | 80 | 0.55 | 177 | 1.0 | 0.56 | 180 | B | | | | | | | | 59 | 1.53 | 10 |
| 14.0 | 100 | 0.55* | 206 | 0.7 | 0.40 | 150 | B | | | | | | | | 55 | 1.23 | 11 |

Motor Flanges Available
Flange Motore Disponibili

B) Supplied with Reduction Bushing
Fornito con Bussola di Riduzione

B) Available on Request without reduction bushing
Disponibile a Richiesta senza Bussola di Riduzione

C) Motor Flange Holes Position
Posizione Fori Flangia Motore

EN Unit Q75 is supplied with synthetic oil, providing "long life" lubrication. For mounting position V5-V6 please contact us. See table 1 for lubrication and recommended quantity. In table 2 please see possible radial loads and axial loads on the gearbox. For complete documentation please visit our web site.

I Il riduttore tipo Q75 viene fornito lubrificato a vita con olio sintetico. Per posizioni V5-V6 contattare il ns. servizio tecnico. Vedi tab.1 per oli e quantità consigliati. In tab.2 sono presenti i carichi radiali e assiali applicabili al riduttore. Per la documentazione completa consulta il nostro sito.

D Für die Lebensdauerschmierung ist das Getriebe der Größe Q75 mit synthetischem Öl befüllt. Bei Einbaulage V5 oder V6 bitten wir um Rücksprache. In Tabelle 1 ist die Schmiermenge und das empfohlene Schmiermittel angegeben. In Tabelle 2 sind die zulässigen Radial- und Axialbelastungen des Getriebes aufgeführt. Die komplette Dokumentation, Wartungs- und Inbetriebnahmeanleitungen finden Sie unter.

E El reductor tamaño Q75 se suministra, lubricado de por vida con aceite sintético. Para las posiciones V5 y V6 contactar con nuestro servicio técnico. Ver tabla 1, para cantidades y aceites recomendados. En la tabla 2, se encuentran las cargas radiales y axiales admitidas por el reductor. Para documentación completa, consultar nuestra Web.


LUBRICATION Q75 Oil Quantity 0.40 Lt.

| AGIP | KLUBER | SHELL | MOBIL |
|----------------|------------------|---------------|--------------------|
| Telium VSF 320 | Syntheso D220 EP | Tivela Oil WB | Glygoyl 30 SHC 630 |

tab. 1

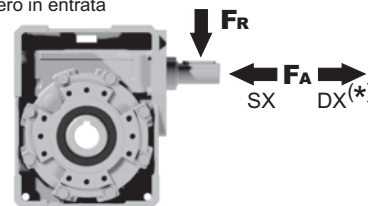
RADIAL AND AXIAL LOADS

Output shaft
Albero di uscita



| n_2 [min ⁻¹] | FA [N] | FR [N] |
|-------------------------------|-----------|-----------|
| 200 | 460 | 2300 |
| 150 | 520 | 2600 |
| 100 | 560 | 2800 |
| 75 | 620 | 3100 |
| 50 | 720 | 3600 |
| 25 | 880 | 4400 |
| 15 | 1000 | 5000 |

Input shaft
albero in entrata



| n_1 [min ⁻¹] | FA [N] | FR [N] |
|-------------------------------|-----------|-----------|
| 1400 | 125 | 630 |

*Strong axial loads in the DX direction are not allowed.
Non sono consentiti forti carichi assiali con direzione DX

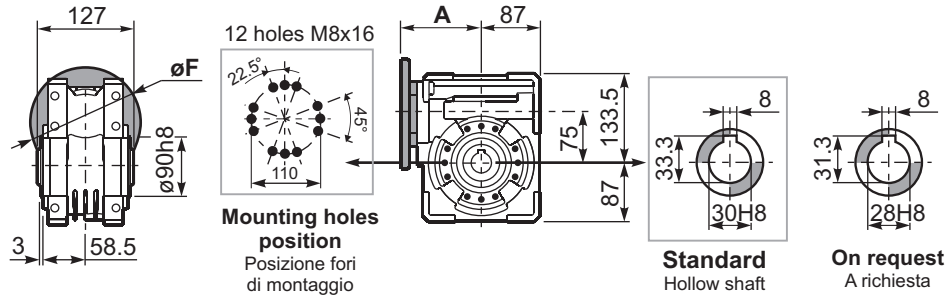
tab. 2

SELECT THIS TYPE AND THIS SPECIFIC SIZE ON THE WEB PAGES TO GET COMPLETE TECHNICAL DATA.
Selezionare tipo e gandezza specifica nel sito web per la documentazione completa.

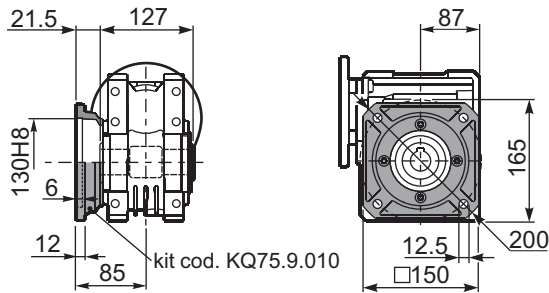
PQ75FB... Basic wormbox
Riduttore base

Gearbox weight
peso riduttore **8.70 kg**

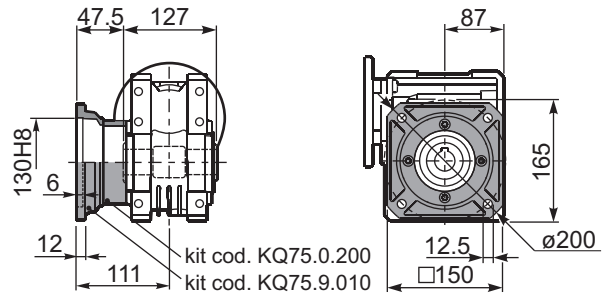
| M. flanges | Kit code | øF | A |
|-------------------|------------|-----|-------|
| 71B5 | K023.4.041 | 160 | 113.5 |
| 80/90B5 | K023.4.042 | 200 | 115.5 |
| 100/112B5 | K023.4.043 | 250 | 121.5 |
| 80B14 | K085.4.046 | 120 | 113.5 |
| 90B14 | K085.4.045 | 140 | 113.5 |
| 100/112B14 | K023.4.041 | 160 | 113.5 |



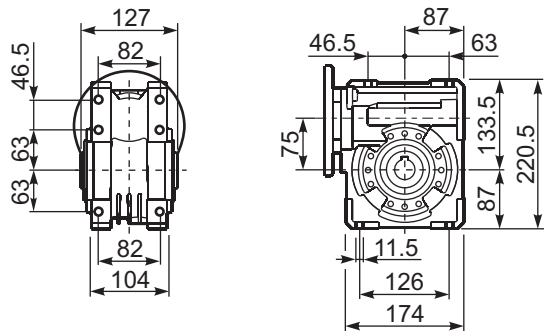
PQ75FC... Square flange
Flangia quadrata



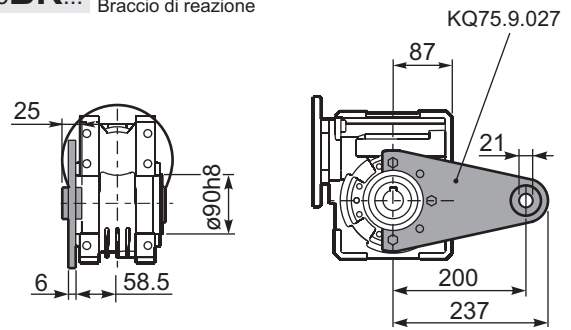
PQ75FL... Square flange
Flangia quadrata



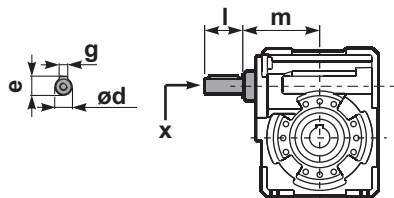
PQ75FB... Feet
Piedini



PQ75BR... Reaction arm
Braccio di reazione

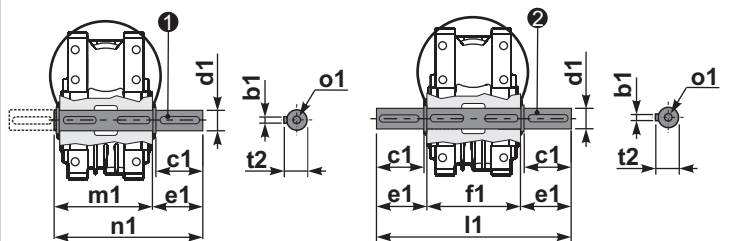


RQ75FB... Input shaft
Albero in entrata



PQ75.....S... Single Shaft
Albero lento semplice

PQ75.....D... Double Shaft
Albero lento bisp.



① kit cod. KQ75.5.028 Standard
kit cod. KQ75.5.026 On request

② kit cod. KQ75.5.029 Standard
kit cod. KQ75.5.027 On request

| | ød | e | g | l | m | x | kit code |
|--------|-------|------|---|----|-------|-------|---|
| type B | 25 h6 | 27.8 | 8 | 50 | 109.5 | M8x20 | KQ75.5.006 PAM80 K085.5.007 PAM90 K085.5.008 PAM100 |

| | b1 | c1 | d1 | e1 | f1 | l1 | m1 | n1 | t2 | o1 |
|------------|----|----|--|----|-----|-----|-----|-----|----|-------|
| Standard | 8 | 60 | 30 ^{-0.005} _{-0.020} | 65 | 127 | 255 | 134 | 199 | 33 | M8x20 |
| On request | 8 | 60 | 28 ^{-0.005} _{-0.020} | 65 | 127 | 255 | 134 | 199 | 31 | M8x20 |



QUICK SELECTION / Selezione veloce

input speed (n_1) = 1400 min⁻¹

| Output Speed n_2 [min ⁻¹] | Ratio i | Motor power P_{1M} [kW] | Output torque M_{2M} [Nm] | Service factor f.s. | Nominal power P_{1R} [kW] | Nominal torque M_{2R} [Nm] | Available B5 motor flanges | | | | Available B14 motor flanges | | | Dynamic efficiency RD | Tooth Module Mn [mm] | Ratios code | |
|---|--------------|---------------------------------|-----------------------------------|------------------------|-----------------------------------|------------------------------------|----------------------------|----|----|------------|-----------------------------|----|------------|--------------------------|-------------------------|-------------|----|
| | | | | | | | C | D | E | F | R | T | U | | | | |
| | | | | | | | 71 | 80 | 90 | 100 112 | 80 | 90 | 100 112 | | | | |
| 200 | 7 | 4.0 | 168 | 1.5 | 5.8 | 245 | | B | B | | | B | B | | 88 | 4.23 | 01 |
| 140 | 10 | 4.0 | 218 | 1.2 | 4.9 | 270 | | B | B | | | B | B | | 80 | 4.2 | 02 |
| 100 | 14 | 3.0 | 223 | 1.3 | 3.9 | 290 | | B | B | | | B | B | | 78 | 4.5 | 03 |
| 70 | 20 | 2.2 | 237 | 1.2 | 2.6 | 280 | | B | B | | | B | B | | 79 | 3.4 | 04 |
| 64 | 22 | 2.2 | 258 | 1.1 | 2.4 | 280 | | B | B | | | B | B | | 78 | 3.1 | 05 |
| 50 | 28 | 2.2 | 315 | 1.0 | 2.3 | 330 | | B | B | B | | B | B | | 75 | 4.7 | 06 |
| 37 | 38 | 1.5 | 276 | 1.2 | 1.7 | 320 | B | B | B | | | B | B | | 71 | 3.5 | 07 |
| 30 | 46 | 1.5 | 320 | 1.0 | 1.4 | 310 | B | B | | | | B | B | | 68 | 3.1 | 08 |
| 27 | 52 | 1.1 | 258 | 1.1 | 1.2 | 275 | B | B | | | | B | B | | 66 | 2.7 | 09 |
| 21 | 67 | 1.1 | 327 | 0.8 | 0.93 | 275 | B | B | | | | B | B | | 65 | 2.1 | 10 |
| 18.9 | 74 | 0.75 | 220 | 1.2 | 0.87 | 255 | B | B | | | | B | B | | 58 | 1.9 | 11 |
| 14.6 | 96 | 0.55 | 191 | 1.2 | 0.66 | 230 | B | B | | | | B | B | | 53 | 1.5 | 12 |

Motor Flanges Available Flange Motore Disponibili
 B) Supplied with Reduction Bushing Fornito con Bussola di Riduzione
 B) Available on Request without reduction bushing Disponibile a Richiesta senza Bussola di Riduzione
 C) Motor Flange Holes Position Posizione Fori Flangia Motore

EN Unit Q85 is supplied with synthetic oil, providing "long life" lubrication. For mounting position V5-V6 please contact us. See table 1 for lubrication and recommended quantity. In table 2 please see possible radial loads and axial loads on the gearbox. For complete documentation please visit our web site.

I Il riduttore tipo Q85 viene fornito lubrificato a vita con olio sintetico. Per posizioni V5-V6 contattare il ns. servizio tecnico. Vedi tab.1 per oli e quantità consigliati. In tab.2 sono presenti i carichi radiali e assiali applicabili al riduttore. Per la documentazione completa consulta il nostro sito.

D Für die Lebensdauerschmierung ist das Getriebe der Größe Q85 mit synthetischem Öl befüllt. Bei Einbaulage V5 oder V6 bitten wir um Rücksprache. In Tabelle 1 ist die Schmiermenge und das empfohlene Schmiermittel angegeben. In Tabelle 2 sind die zulässigen Radial - und Axialbelastungen des Getriebes aufgeführt. Die komplette Dokumentation, Wartungs - und Inbetriebnahmeanleitungen finden Sie unter.

E El reductor tamaño Q85 se suministra, lubricado de por vida con aceite sintético. Para las posiciones V5 y V6 contactar con nuestro servicio técnico. Ver tabla 1, para cantidades y aceites recomendados. En la tabla 2, se encuentran las cargas radiales y axiales admitidas por el reductor. Para documentación completa, consultar nuestra Web.

LUBRICATION Q85 Oil Quantity 1.20 Lt.

| AGIP | KLUBER | SHELL | MOBIL |
|----------------|------------------|---------------|--------------------|
| Telium VSF 320 | Syntheso D220 EP | Tivela Oil WB | Glygoyl 30 SHC 630 |

tab. 1

RADIAL AND AXIAL LOADS

Output shaft
Albero di uscita

| n_2 [min ⁻¹] | FA [N] | FR [N] |
|-------------------------------|-----------|-----------|
| 200 | 500 | 2500 |
| 150 | 580 | 2900 |
| 100 | 600 | 3000 |
| 75 | 700 | 3500 |
| 50 | 800 | 4000 |
| 25 | 1000 | 5000 |
| 15 | 1160 | 5800 |

Input shaft
albero in entrata

| n_1 [min ⁻¹] | FA [N] | FR [N] |
|-------------------------------|-----------|-----------|
| 1400 | 160 | 809 |

***Strong axial loads in the DX direction are not allowed.**
Non sono consentiti forti carichi assiali con direzione DX

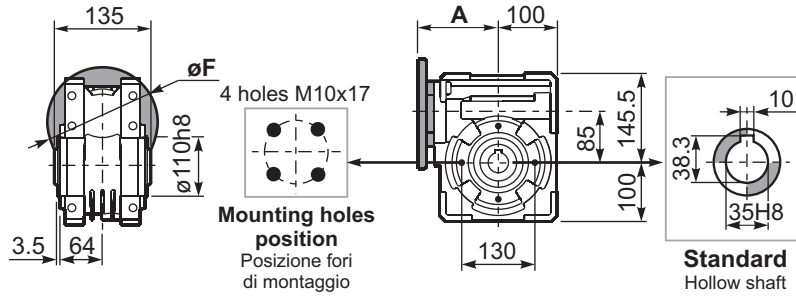
tab. 2

SELECT THIS TYPE AND THIS SPECIFIC SIZE ON THE WEB PAGES TO GET COMPLETE TECHNICAL DATA.
Selezionare tipo e gandezza specifica nel sito web per la documentazione completa.

PQ85FB... Basic wormbox
Riduttore base

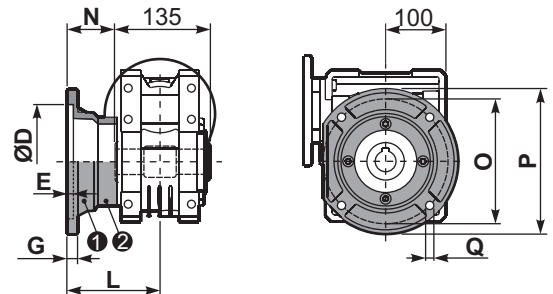
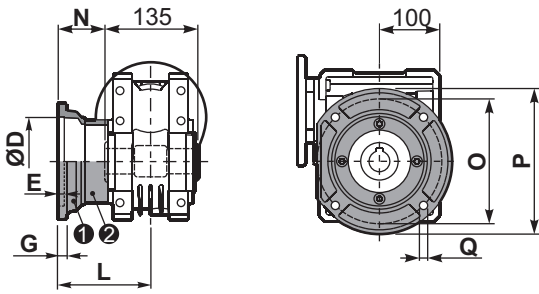
Gearbox weight
peso riduttore **18.7 kg**

| M. flanges | Kit code | øF | A |
|-------------------|------------|-----|-----|
| 71B5 | K023.4.041 | 160 | 116 |
| 80/90B5 | K023.4.042 | 200 | 118 |
| 100/112B5 | K023.4.043 | 250 | 124 |
| 80B14 | K085.4.046 | 120 | 116 |
| 90B14 | K085.4.045 | 140 | 116 |
| 100/112B14 | K023.4.041 | 160 | 116 |



PQ85FC... Output flange
Flangia uscita

PQ85F1... Output flange
Flangia uscita

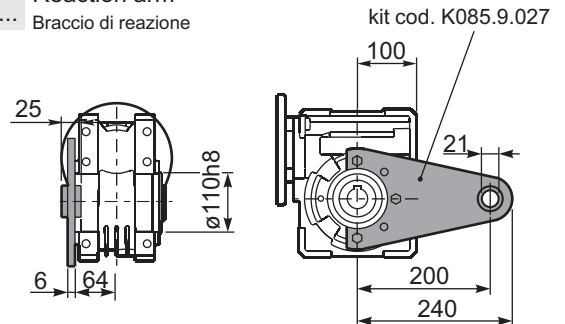
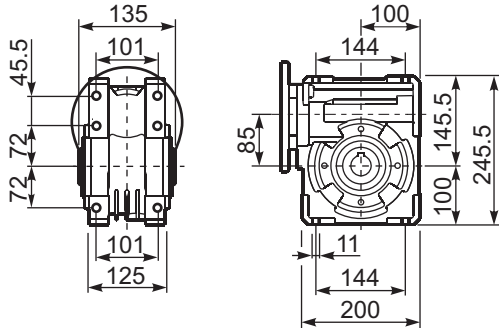


| type B | øD | E | G | L | N | O | P | Q | kit code |
|-----------|---|---|----|-------|------|-----|-----|----|------------------------------|
| FC | 152 ^{+0.06} / _{+0.00} | 5 | 16 | 108 | 40.5 | 176 | 205 | 13 | ① K085.9.010 ② - |
| FL | 152 ^{+0.06} / _{+0.00} | 5 | 16 | 148.5 | 81 | 176 | 205 | 13 | ① K085.9.010 ② K085.0.201 |

| type S | øD | E | G | L | N | O | P | Q | kit code |
|-----------|---|---|----|-------|----|-----|-----|------|----------------------|
| F1 | 130 H7 | 5 | 13 | 117.5 | 50 | 165 | 200 | 11.5 | ① KS085.9.012 ② - |
| F2 | 152 ^{+0.06} / _{+0.00} | 5 | 15 | 147.5 | 80 | 180 | 205 | 12.5 | ① KS085.9.013 ② - |
| F4 | 130 H7 | 5 | 13 | 106.5 | 39 | 165 | 200 | 13 | ① KS085.9.015 ② - |

PQ85FB... Feet
Piedini

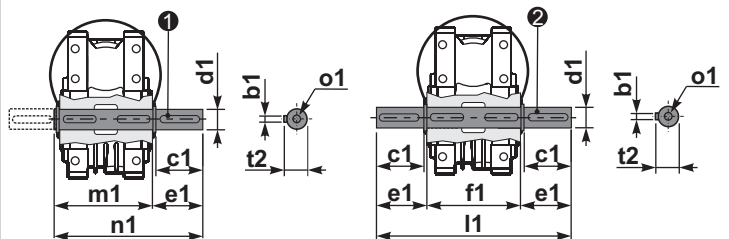
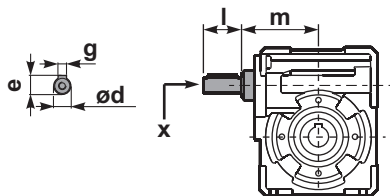
PQ85BR... Reaction arm
Braccio di reazione



RQ85FB... Input shaft
Albero in entrata

PQ85.....S... Single Shaft
Albero lento semplice

PQ85.....D... Double Shaft
Albero lento bisp.



① kit cod. K085.5.028 type B ② kit cod. K085.5.029 type B

| | ød | e | g | l | m | x | kit code |
|--------|-------|----|---|----|-----|-------|---|
| type B | 25 h6 | 28 | 8 | 50 | 112 | M8x20 | ① K085.5.007 PAM90 ② K085.5.008 PAM100 |
| type S | 24 h6 | 27 | 8 | 50 | 112 | M8x20 | ① KS085.5.009 PAM90 ② KS085.5.011 PAM100 |

| | b1 | c1 | d1 | e1 | f1 | l1 | m1 | n1 | t2 | o1 |
|--------|----|----|--|------|-----|-----|-----|-------|----|--------|
| type B | 10 | 60 | 35 ^{-0.005} / _{-0.020} | 73.5 | 135 | 282 | 141 | 214.5 | 38 | M10x23 |
| type S | - | - | - | - | - | - | - | - | - | - |



| QUICK SELECTION / Selezione veloce | | | | | | | input speed (n_1) = 1400 min ⁻¹ | | | | | | | | | | |
|---|--------------|---------------------------------|-----------------------------------|------------------------|-----------------------------------|------------------------------------|--|---|---|---|-----------------------------|---|---|--------------------------|-------------------------|-------------|----|
| Output Speed n_2 [min ⁻¹] | Ratio i | Motor power P_{1M} [kW] | Output torque M_{2M} [Nm] | Service factor f.s. | Nominal power P_{1R} [kW] | Nominal torque M_{2R} [Nm] | Available B5 motor flanges | | | | Available B14 motor flanges | | | Dynamic efficiency RD | Tooth Module Mn [mm] | Ratios code | |
| | | | | | | | C | D | E | F | R | T | U | | | | |
| 200 | 7 | 4.0 | 168 | 2.7 | 10.9 | 460 | | B | B | | | B | B | | 88 | 5.5 | 01 |
| 140 | 10 | 4.0 | 235 | 2.1 | 8.5 | 500 | | B | B | | | B | B | | 86 | 5.4 | 02 |
| 88 | 16 | 4.0 | 358 | 1.4 | 5.7 | 510 | | B | B | | | B | B | | 82 | 5.3 | 03 |
| 70 | 20 | 4.0 | 447 | 1.2 | 4.6 | 520 | | B | B | | | B | B | | 82 | 4.5 | 04 |
| 61 | 23 | 3.0 | 377 | 1.3 | 3.9 | 490 | | B | B | | | B | B | | 80 | 3.9 | 05 |
| 47 | 30 | 3.0 | 467 | 1.3 | 4.0 | 620 | | B | B | | | B | B | | 76 | 5.6 | 06 |
| 37 | 38 | 3.0 | 583 | 1.0 | 3.1 | 610 | | B | B | | | B | B | | 75 | 4.7 | 07 |
| 31 | 45 | 2.2 | 493 | 1.2 | 2.5 | 570 | | B | B | | | B | B | | 73 | 4.0 | 08 |
| 26 | 53 | 2.2 | 557 | 1.1 | 2.3 | 590 | | B | B | | | B | B | | 70 | 3.5 | 09 |
| 22 | 64 | 1.5 | 452 | 1.1 | 1.7 | 510 | B | B | | | | B | | | 69 | 2.9 | 10 |
| 16.7 | 84 | 1.1 | 410 | 1.1 | 1.3 | 470 | B | B | | | | B | | | 65 | 2.2 | 11 |
| 14.1 | 99 | 1.1 | 446 | 1.0 | 1.1 | 460 | B | B | | | | B | | | 60 | 1.9 | 12 |

A Motor Flanges Available Flange Motore Disponibili
B Supplied with Reduction Bushing Fornito con Bussola di Riduzione
B Available on Request without reduction bushing Disponibile a Richiesta senza Bussola di Riduzione
C Motor Flange Holes Position Posizione Fori Flangia Motore

EN Unit Q11 is supplied without lubricant and equipped with a breather, level and drain plugs. User can add mineral oil keeping existing plugs. Should the user wish to fill it with synthetic oil, it is recommended to replace the existing plugs with a closed plug. See table 1 for lubrication and recommended quantity. In table 2 please see possible radial loads and axial loads on the gearbox. For complete documentation please visit our web site.

| | | | | | |
|----------------|-----------------|---------------|------------------|--------------|--------|
| | | | | | |
| 2.00 LT | 1.50 LT | 1.50 LT | 2.00LT | 2.00 LT | 2.00LT |
| AGIP | BP | SHELL | KLUBER | MOBIL | |
| Telium VSF 320 | Energol SGXP220 | Tivela Oil WB | Syntheso D220 EP | Glygoyl 30 | |

tab. 1

I Il riduttore tipo Q11 è fornito privo di lubrificazione con tappi di sfiato, livello e scarico olio. L'utente può immettere olio minerale mantenendo i tappi esistenti. Se immetterà olio sintetico, dovrà sostituire i tappi esistenti con altri tipo chiuso. Tab.1 per oli e quantità consigliati. Tab.2 carichi radiali e assiali applicabili al riduttore. Per la documentazione completa consulta il nostro sito.

D Das Getriebe der Baugröße Q11 wird ohne Schmiermittel geliefert. Es ist jedoch mit Einfüllschraube, Überdruckventil und Ablassschraube ausgerüstet. Das benötigte mineralische Öl kann über die Einfüllschraube eingefüllt werden. Sollte synthetisches Öl bevorzugt werden, so ist sind das eingebaute Überdruckventil durch eine geschlossenen Schraube zu ersetzen. In Tabelle 1 ist die Schmiermenge und das empfohlene Schmiermittel angegeben. In Tabelle 2 sind die zulässigen Radial - und Axialbelastungen des Getriebes aufgeführt. Die komplette Dokumentation, Wartungs - und Inbetriebnahmeanleitungen finden Sie unter.

E El reductor tamaño Q11 se suministra sin lubricante, provisto de tapones de respiración, nivel y descarga de aceite. El usuario puede utilizar aceite mineral, manteniendo los tapones existentes. Si prefiere utilizar aceite sintético deberá sustituir los tapones existentes por tapones ciegos. La prerreducción se suministra con tapones ciegos, lubricado de por vida con aceite sintético. Ver tabla 1, para cantidades y aceites recomendados. En la tabla 2, se encuentran las cargas radiales y axiales admitidas por el reductor. Para documentación completa, consultar nuestra Web.

| -RADIAL AND AXIAL LOADS | | | | |
|---|--|-------------------------------|--------------|--------------|
| Output shaft Albero di uscita | | n_2 [min ⁻¹] | F_A [N] | F_R [N] |
| | | 200 | 600 | 2900 |
| | | 150 | 700 | 3300 |
| | | 100 | 750 | 3600 |
| | | 75 | 800 | 4000 |
| | | 50 | 920 | 4600 |
| | | 25 | 1200 | 6000 |
| | | 15 | 1400 | 7000 |
| Input shaft albero in entrata | | n_1 [min ⁻¹] | F_A [N] | F_R [N] |
| | | 1400 | 228 | 1140 |

***Strong axial loads in the DX direction are not allowed.**
Non sono consentiti forti carichi assiali con direzione DX

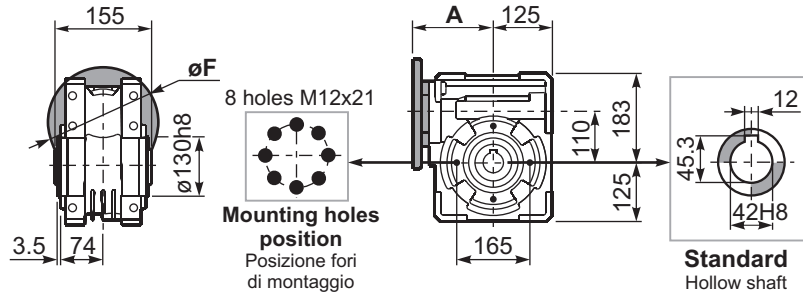
tab. 2

SELECT THIS TYPE AND THIS SPECIFIC SIZE ON THE WEB PAGES TO GET COMPLETE TECHNICAL DATA.
Selezionare tipo e gandezza specifica nel sito web per la documentazione completa.

PQ11FB... Basic wormbox
Riduttore base

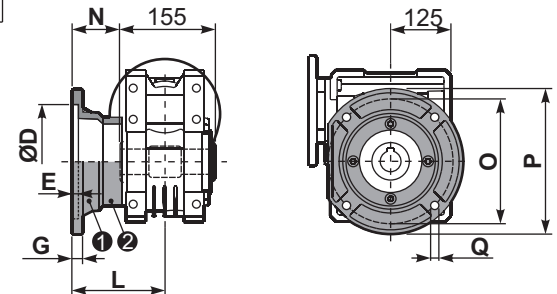
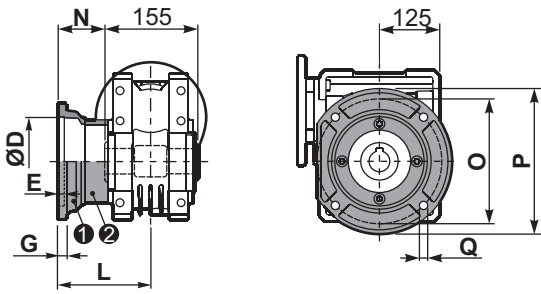
Gearbox weight
peso riduttore **35.0 kg**

| M. flanges | Kit code | øF | A |
|-------------------|------------|-----|-------|
| 71B5 | K023.4.041 | 160 | 135.5 |
| 80/90B5 | K023.4.042 | 200 | 137.5 |
| 100/112B5 | K023.4.043 | 250 | 143.5 |
| 80B14 | K085.4.046 | 120 | 135.5 |
| 90B14 | K085.4.045 | 140 | 135.5 |
| 100/112B14 | K023.4.041 | 160 | 135.5 |



PQ11FC... Output flange
Flangia uscita

PQ11F1... Output flange
Flangia uscita

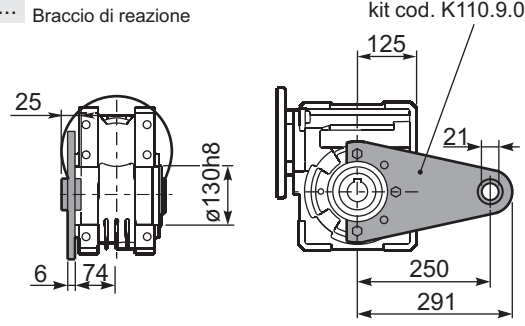
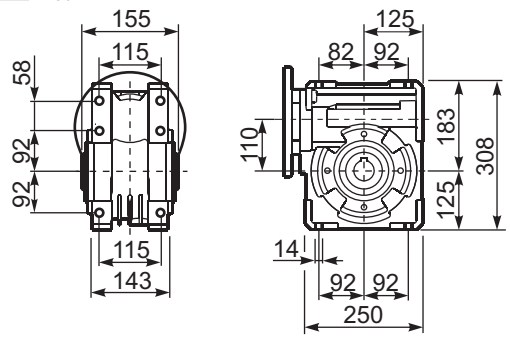


| type B | øD | E | G | L | N | O | P | Q | kit code |
|-----------|---|----|------|-------|-----|-----|-----|----|---------------------|
| FC | 170 ^{+0.083} / _{-0.043} | 11 | 16.5 | 131.5 | 54 | 230 | 270 | 13 | ① K110.9.010 ② - |
| FL | 170 ^{+0.083} / _{-0.043} | 11 | 16.5 | 179.5 | 102 | 230 | 270 | 13 | ① K110.9.011 ② - |

| type S | øD | E | G | L | N | O | P | Q | kit code |
|-----------|---|-----|----|-----|-------|-----|-----|----|----------------------|
| F1 | 180 ^{+0.040} / ₀ | 5 | 18 | 150 | 72.5 | 215 | 250 | 15 | ① KS110.9.014 ② - |
| F2 | 170 ^{+0.083} / _{-0.043} | 9.5 | 15 | 178 | 100.5 | 230 | 270 | 13 | ① KS110.9.012 ② - |
| F3 | 180 ^{+0.040} / ₀ | 5 | 18 | 130 | 52.5 | 215 | 250 | 15 | ① KS110.9.013 ② - |

PQ11FB... Feet
Piedini

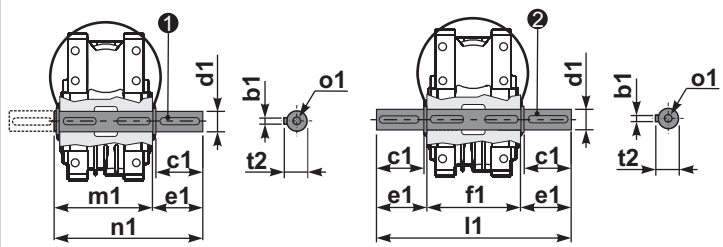
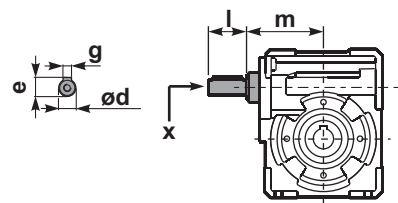
PQ11BR... Reaction arm
Braccio di reazione



RQ11FB... Input shaft
Albero in entrata

PQ11.....S... Single Shaft
Albero lento semplice

PQ11.....D... Double Shaft
Albero lento bisp.



① kit cod. K110.5.028 type B ② kit cod. K110.5.029 type B

| | ød | e | g | l | m | x | kit code |
|--------|-------|----|---|----|-------|-------|---|
| type B | 25 h6 | 28 | 8 | 50 | 131.5 | M8x20 | ① K085.5.007 PAM90 ② K085.5.008 PAM100 |
| type S | 24 h6 | 27 | 8 | 50 | 131.5 | M8x20 | ① KS085.5.009 PAM90 ② KS085.5.011 PAM100 |

| | b1 | c1 | d1 | e1 | f1 | l1 | m1 | n1 | t2 | o1 |
|--------|----|----|--|------|-----|-----|-------|-----|----|--------|
| type B | 12 | 75 | 42 ^{-0.005} / _{-0.020} | 96.5 | 155 | 348 | 163.5 | 260 | 45 | M12x32 |
| type S | - | - | - | - | - | - | - | - | - | - |



QUICK SELECTION / Selezione veloce

input speed (n_1) = 1400 min⁻¹

| Output Speed n_2 [min ⁻¹] | Ratio i | Motor power P_{1M} [kW] | Output torque M_{2M} [Nm] | Service factor f.s. | Nominal power P_{1R} [kW] | Nominal torque M_{2R} [Nm] | Available B5 motor flanges | | | B14 motor flanges not available | | | | Dynamic efficiency RD | Tooth Module Mn [mm] | Ratios code | |
|---|--------------|---------------------------------|-----------------------------------|------------------------|-----------------------------------|------------------------------------|----------------------------|---|---|---------------------------------|---|---|---|--------------------------|-------------------------|-------------|--|
| | | | | | | | E | F | G | - | - | - | - | | | | |
| 186.7 | 7.5 | 7.5 | 345 | 2.1 | 16.1 | 741 | | | | | | | | | | | |
| 140 | 10 | 7.5 | 455 | 1.8 | 13.5 | 820 | | B | | | | | | | | | |
| 93.3 | 15 | 7.5 | 668 | 1.4 | 10.3 | 917 | | B | | | | | | | | | |
| 70 | 20 | 7.5 | 870 | 1.0 | 7.8 | 905 | | B | | | | | | | | | |
| 56 | 25 | 5.5 | 788 | 1.2 | 6.5 | 931 | | B | | | | | | | | | |
| 46.7 | 30 | 5.5 | 900 | 1.2 | 6.4 | 1047 | | B | | | | | | | | | |
| 35 | 40 | 4.0 | 851 | 1.2 | 4.9 | 1043 | | B | | | | | | | | | |
| 28 | 50 | 4.0 | 1023 | 0.9 | 3.8 | 972 | | B | | | | | | | | | |
| 23.3 | 60 | 3.0 | 896 | 1.0 | 3.1 | 928 | B | | | | | | | | | | |
| 17.5 | 80 | 2.2 | 816 | 1.0 | 2.3 | 853 | B | | | | | | | | | | |
| 14 | 100 | 1.5 | 655 | 1.1 | 1.7 | 742 | B | | | | | | | | | | |

Motor Flanges Available
Flange Motore Disponibili

B) Supplied with Reduction Bushing
Fornito con Bussola di Riduzione

B) Available on Request without reduction bushing
Disponibile a Richiesta senza Bussola di Riduzione

C) Motor Flange Holes Position
Posizione Fori Flangia Motore

EN Unit Q13 is supplied without lubricant and equipped with a breather, level and drain plugs. User can add mineral oil keeping existing plugs. Should the user wish to fill it with synthetic oil, it is recommended to replace the existing plugs with a closed plug. See table 1 for lubrication and recommended quantity. In table 2 please see possible radial loads and axial loads on the gearbox. For complete documentation please visit our web site.

I Il riduttore tipo Q13 è fornito privo di lubrificazione con tappi di sfiato, livello e scarico olio. L'utente può immettere olio minerale mantenendo i tappi esistenti. Se immetterà olio sintetico, dovrà sostituire i tappi esistenti con altri tipo chiuso. Tab.1 per oli e quantità consigliati. Tab.2 carichi radiali e assiali applicabili al riduttore. Per la documentazione completa consulta il nostro sito.

D Das Getriebe der Baugröße Q13 wird ohne Schmiermittel geliefert. Es ist jedoch mit Einfüllschraube, Überdruckventil und Ablassschraube ausgerüstet. Das benötigte mineralische Öl kann über die Einfüllschraube eingefüllt werden. Sollte synthetisches Öl bevorzugt werden, so ist sind das eingebaute Überdruckventil durch eine geschlossenen Schraube zu ersetzen. In Tabelle 1 ist die Schmiermenge und das empfohlene Schmiermittel angegeben. In Tabelle 2 sind die zulässigen Radial - und Axialbelastungen des Getriebes aufgeführt. Die komplette Dokumentation, Wartungs - und Inbetriebnahmeanleitungen finden Sie unter.

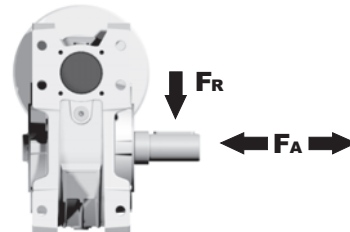
E El reductor tamaño Q13 se suministra sin lubricante, provisto de tapones de respiración, nivel y descarga de aceite. El usuario puede utilizar aceite mineral, manteniendo los tapones existentes. Si prefiere utilizar aceite sintético deberá sustituir los tapones existentes por tapones ciegos. La prerreducción se suministra con tapones ciegos, lubricado de por vida con aceite sintético. Ver tabla 1, para cantidades y aceites recomendados. En la tabla 2, se encuentran las cargas radiales y axiales admitidas por el reductor. Para documentación completa, consultar nuestra Web.

| B3 | B6 | B7 | B8 | V5 | V6 |
|----------------|-----------------|---------------|------------------|------------|--------|
| 4.50 LT | 3.50 LT | 3.50 LT | 3.30LT | 4.50 LT | 3.30LT |
| AGIP | BP | SHELL | KLUBER | MOBIL | |
| Telium VSF 320 | Energol SGXP220 | Tivela Oil WB | Syntheso D220 EF | Glygoyl 30 | |

tab. 1

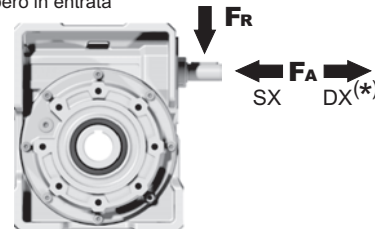
RADIAL AND AXIAL LOADS

Output shaft
Albero di uscita



| n_2 [min ⁻¹] | FA [N] | FR [N] |
|-------------------------------|-----------|-----------|
| 200 | 960 | 4800 |
| 150 | 1100 | 5500 |
| 100 | 1240 | 6200 |
| 75 | 1380 | 6900 |
| 50 | 1560 | 7800 |
| 25 | 2000 | 10000 |
| 15 | 2400 | 12000 |

Input shaft
albero in entrata



| n_1 [min ⁻¹] | FA [N] | FR [N] |
|-------------------------------|-----------|-----------|
| 1400 | 300 | 1500 |

*Strong axial loads in the DX direction are not allowed.
Non sono consentiti forti carichi assiali con direzione DX

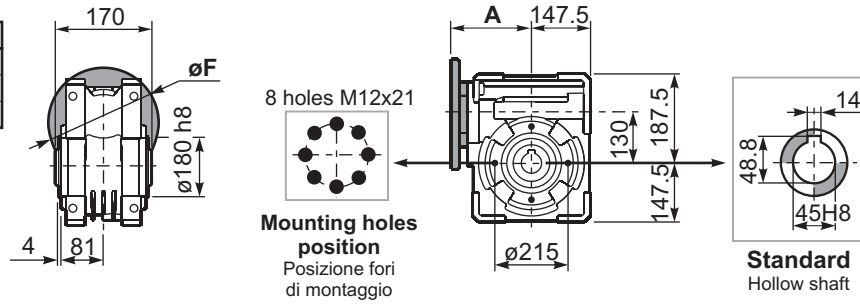
tab. 2

SELECT THIS TYPE AND THIS SPECIFIC SIZE ON THE WEB PAGES TO GET COMPLETE TECHNICAL DATA.
Selezionare tipo e gandezza specifica nel sito web per la documentazione completa.

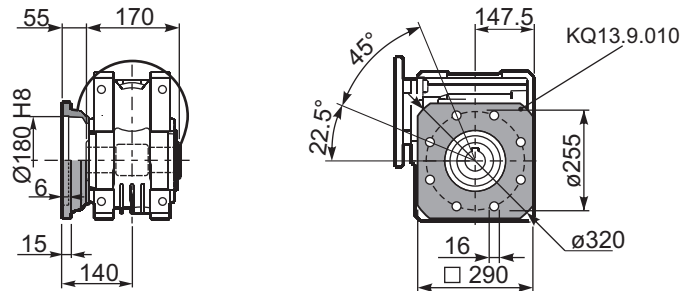
PQ13**FB**... Basic wormbox
Riduttore base

Gearbox weight
peso riduttore **48.0 kg**

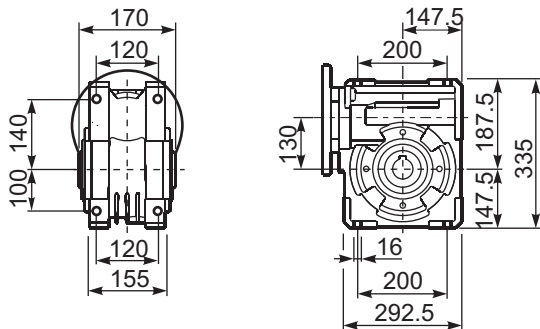
| M. flanges | Kit code | øF | A |
|------------|------------|-----|-----|
| 90B5 | KQ13.4.041 | 200 | 180 |
| 100/112B5 | KQ13.4.042 | 250 | 180 |
| 132B5 | KQ13.4.043 | 300 | 180 |



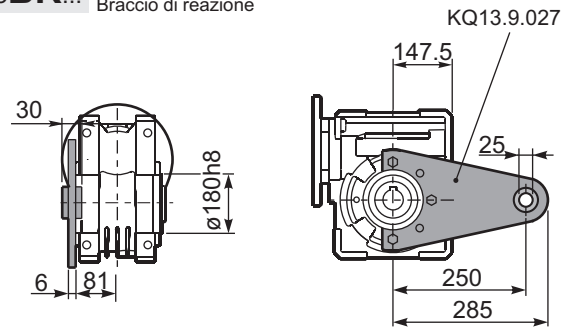
PQ13**FC**... Square flange
Flangia quadrata



PQ13**FB**... Feet
Piedini

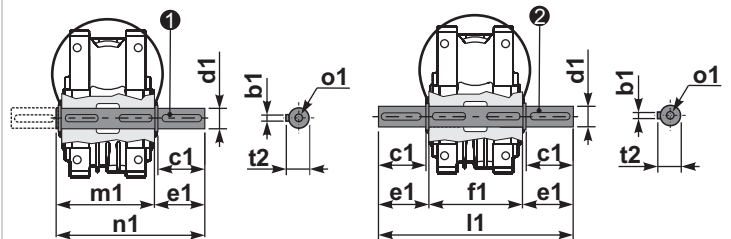


PQ13**BR**... Reaction arm
Braccio di reazione



PQ13....**S**... Single Shaft
Albero lento semplice


PQ13....**D**... Double Shaft
Albero lento bisp.



① kit cod. KQ13.5.028 type B

② kit cod. KQ13.5.029 type B

| | b1 | c1 | d1 | e1 | f1 | l1 | m1 | n1 | t2 | o1 |
|------|----|----|--|----|-----|-----|-----|-----|------|-----|
| type | 14 | 80 | 45 ^{-0.005} _{-0.020} | 85 | 170 | 340 | 180 | 265 | 48.5 | M16 |
| type | - | - | - | - | - | - | - | - | - | - |



| QUICK SELECTION / Selezione veloce | | | | | | | input speed (n ₁) = 1400 min ⁻¹ | | | | | | |
|--|------------|--|--|------------------------|--|---|--|---|-----------------------------|---|--------------------------|-------------------------|-------------|
| Output Speed n ₂ [min ⁻¹] | Ratio i | Motor power P _{1M} [kW] | Output torque M _{2M} [Nm] | Service factor f.s. | Nominal power P _{1R} [kW] | Nominal torque M _{2R} [Nm] | Available B5 motor flanges | | Available B14 motor flanges | | Dynamic efficiency RD | Tooth Module Mn [mm] | Ratios code |
| | | | | | | | B | C | P | Q | | | |
| 47 | 30.1 | 0.25 | 38 | 1.3 | 0.33 | 50 | | | C | | 74 | 2.2 | 01 |
| 33 | 43.0 | 0.25 | 53 | 0.9 | 0.24 | 50 | | | C | | 72 | 2.4 | 02 |
| 23 | 60.2 | 0.12 | 30 | 1.7 | 0.20 | 50 | | | C | | 60 | 1.6 | 03 |
| 15.5 | 90.3 | 0.12 | 42 | 1.2 | 0.14 | 50 | | | C | | 57 | 2.5 | 04 |
| 11.6 | 120 | 0.12 | 52 | 1.0 | 0.11 | 50 | | | C | | 53 | 1.8 | 05 |
| 8.8 | 159 | 0.12 | 64 | 0.8 | 0.09 | 50 | | | C | | 49 | 1.5 | 06 |
| 7.1 | 198 | 0.12* | 50 | <0.8 | 0.08 | 50 | | | C | | 47 | 1.5 | 07 |
| 5.4 | 258 | 0.12* | 50 | <0.8 | 0.06 | 50 | | | C | | 45 | 1.0 | 08 |
| 4.7 | 301 | 0.12* | 35 | <0.8 | 0.04 | 35 | | | C | | 40 | 0.72 | 09 |
| 3.2 | 439 | 0.12* | 35 | <0.8 | 0.03 | 35 | | | C | | 36 | 0.72 | 10 |

 Motor Flanges Available Flange Motore Disponibili
 B) Supplied with Reduction Bushing Fornito con Bussola di Riduzione
 B) Available on Request without reduction bushing Disponibile a Richiesta senza Bussola di Riduzione
 C) Motor Flange Holes Position Posizione Fori Flangia Motore

* Power higher than the maximum one which can be supported by the gearbox. Select according to the torque M_{2R}
 Potenza superiore a quella massima sopportabile dal riduttore. Selezionare in base al momento torcente M_{2R}

EN Unit P4Q is supplied with synthetic oil, providing "long life" lubrication. For mounting position V5-V6 please contact us. See table 1 for lubrication and recommended quantity. In table 2 please see possible radial loads and axial loads on the gearbox. For complete documentation please visit our web site.

I Il riduttore tipo P4Q viene fornito lubrificato a vita con olio sintetico. Per posizioni V5-V6 contattare il ns. servizio tecnico. Vedi tab.1 per oli e quantità consigliati. In tab.2 sono presenti i carichi radiali e assiali applicabili al riduttore. Per la documentazione completa consulta il nostro sito.

D Für die Lebensdauerschmierung ist das Getriebe der Größe P4Q mit synthetischem Öl befüllt. Bei Einbaulage V5 oder V6 bitten wir um Rücksprache. In Tabelle 1 ist die Schmiermenge und das empfohlene Schmiermittel angegeben. In Tabelle 2 sind die zulässigen Radial- und Axialbelastungen des Getriebes aufgeführt. Die komplette Dokumentation, Wartungs- und Inbetriebnahmeanleitungen finden Sie unter.

E El reductor tamaño P4Q se suministra, lubricado de por vida con aceite sintético. Para las posiciones V5 y V6 contactar con nuestro servicio técnico. Ver tabla 1, para cantidades y aceites recomendados. En la tabla 2, se encuentran las cargas radiales y axiales admitidas por el reductor. Para documentación completa, consultar nuestra Web.

| LUBRICATION P4Q Oil Quantity 0.08/0.04 Lt. | | | |
|--|------------------|---------------|--------------------|
| AGIP | KLUBER | SHELL | MOBIL |
| Telium VSF 320 | Syntheso D220 EP | Tivela Oil WB | Glygoyl 30 SHC 630 |

tab. 1

| RADIAL AND AXIAL LOADS | | | |
|--|--|-----------|-----------|
| Output shaft Albero di uscita | | | |
| | n ₂ [min ⁻¹] | FA [N] | FR [N] |
| | 75 | 240 | 1200 |
| | 50 | 260 | 1400 |
| | 25 | 300 | 1800 |
| | 15-6 | 400 | 2000 |
| Input shaft albero in entrata | | | |
| | n ₁ [min ⁻¹] | FA [N] | FR [N] |
| | 1400 | 44 | 220 |
| *Strong axial loads in the DX direction are not allowed. Non sono consentiti forti carichi assiali con direzione DX | | | |

tab. 2

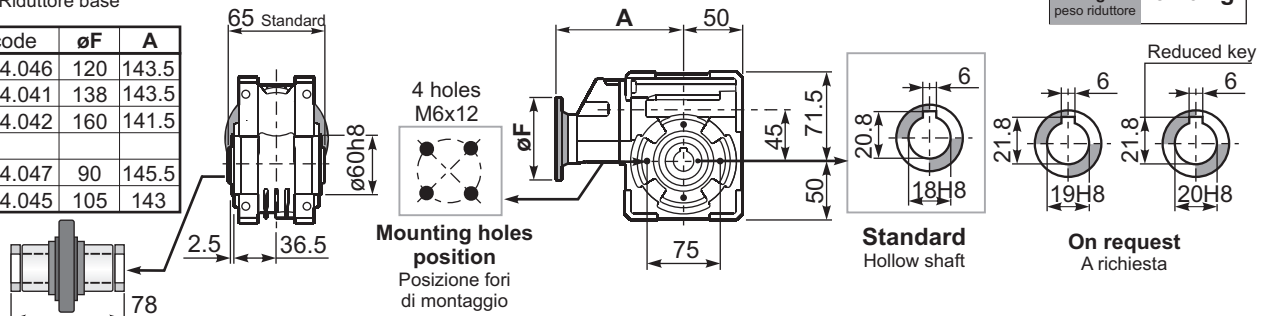
SELECT THIS TYPE AND THIS SPECIFIC SIZE ON THE WEB PAGES TO GET COMPLETE TECHNICAL DATA.
 Selezionare tipo e gandezza specifica nel sito web per la documentazione completa.

PP4QFB... Basic wormbox
Riduttore base

Gearbox weight
peso riduttore **3.10 kg**

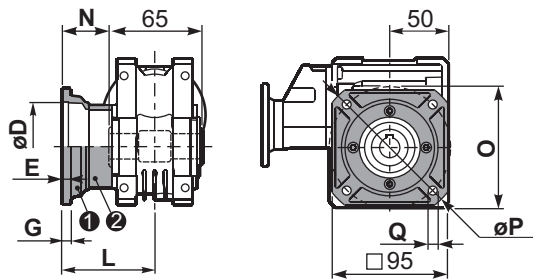
| M. flanges | Kit code | øF | A |
|------------|------------|-----|-------|
| 56B5 | K050.4.046 | 120 | 143.5 |
| 63B5 | K050.4.041 | 138 | 143.5 |
| 71B5 | K050.4.042 | 160 | 141.5 |
| 63B14 | K050.4.047 | 90 | 145.5 |
| 71B14 | K050.4.045 | 105 | 143 |

On Request
output shaft
with spacers
cod. Q45.3.018



PP4QFC... Square flange
Flangia quadrata

PP4QF1... Round flange
Flangia rotonda

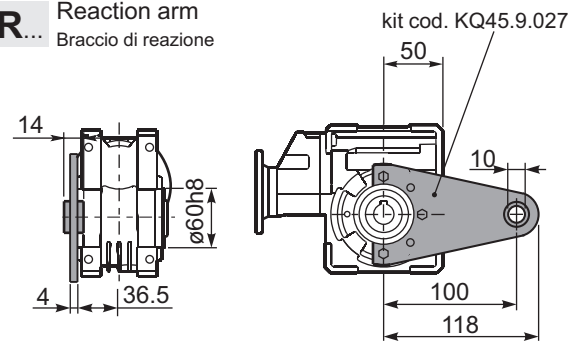
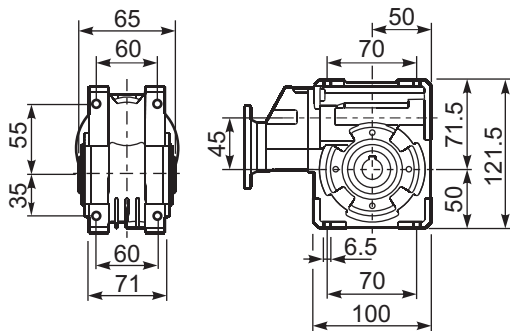


| type B | øD | E | G | L | N | O | P | Q | kit code |
|--------|-------|---|---|----|------|----|-----|---|------------|
| FC | 60 H8 | 4 | 7 | 67 | 34.5 | 75 | 110 | 9 | KQ45.9.010 |
| FL | 60 H8 | 4 | 7 | 97 | 64.5 | 75 | 140 | 9 | KQ45.9.011 |

| type S | øD | E | G | L | N | O | P | Q | kit code |
|--------|-------|---|----|----|------|-----|-----|-----|-------------|
| F1 | 95 H8 | 5 | 9 | 80 | 47.5 | 115 | 140 | 9.5 | KSQ45.9.012 |
| F2 | 80 H8 | 5 | 12 | 58 | 25.5 | 100 | 120 | 9 | KSQ45.9.013 |

PP4QFB... Feet
Piedini

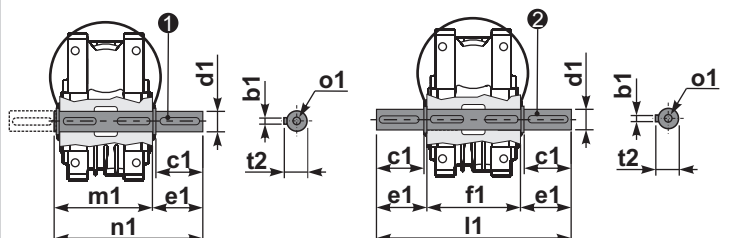
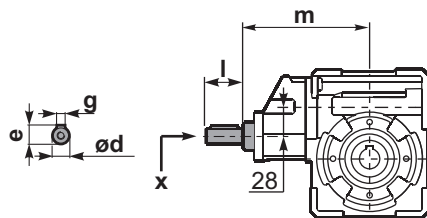
PP4QBR... Reaction arm
Braccio di reazione



RP4QFB... Input shaft
Albero in entrata

PP4Q.....S... Single Shaft
Albero lento semplice

PP4Q.....D... Double Shaft
Albero lento bisp.



① kit cod. K045.5.028 type B
kit cod. KS045.5.030 type S

② kit cod. K045.5.029 type B
kit cod. KS045.5.031 type S

| | ød | e | g | l | m | x | |
|--------|-------|----|---|----|-----|-------|-----------|
| type B | 14 j5 | 16 | 5 | 25 | 141 | M5x13 | C35.5.061 |
| type S | - | - | - | - | - | - | |

| | b1 | c1 | d1 | e1 | f1 | l1 | m1 | n1 | t2 | o1 |
|--------|----|----|--|------|----|-----|----|-------|------|-------|
| type B | 6 | 32 | 18 ^{-0.005} _{-0.020} | 43 | 65 | 151 | 70 | 113 | 20.5 | M6x18 |
| type S | 6 | 40 | 19 ^{-0.005} _{-0.020} | 58.5 | 65 | 182 | 70 | 128.5 | 21.5 | M8x20 |



QUICK SELECTION / Selezione veloce

input speed (n_1) = 1400 min⁻¹

| Output Speed n_2 [min ⁻¹] | Ratio i | Motor power P_{1M} [kW] | Output torque M_{2M} [Nm] | Service factor f.s. | Nominal power P_{1R} [kW] | Nominal torque M_{2R} [Nm] | Available B5 motor flanges | | Available B14 motor flanges | | Dynamic efficiency RD | Tooth Module Mn [mm] | Ratios code |
|---|--------------|---------------------------------|-----------------------------------|------------------------|-----------------------------------|------------------------------------|----------------------------|----|-----------------------------|----|---------------------------------|------------------------------------|-----------------|
| | | | | | | | B | C | P | Q | | | |
| | | | | | | | 63 | 71 | 63 | 71 | | | |
| 47 | 30.1 | 0.37 | 58 | 1.2 | 0.45 | 70 | | | C | | 76 | 2.4 | 01 |
| 33 | 43.0 | 0.25 | 55 | 1.3 | 0.32 | 70 | | | C | | 75 | 2.6 | 02 |
| 23 | 60.2 | 0.25 | 71 | 1.0 | 0.25 | 70 | | | C | | 69 | 2.0 | 03 |
| 18.1 | 77.4 | 0.18 | 58 | 1.4 | 0.25 | 80 | | | C | | 61 | 2.7 | 04 |
| 12.5 | 112 | 0.18 | 84 | 1.0 | 0.17 | 80 | | | C | | 61 | 2.1 | 05 |
| 9.0 | 155 | 0.12 | 71 | 1.1 | 0.14 | 80 | | | C | | 56 | 1.8 | 06 |
| 7.6 | 185 | 0.12 | 74 | 0.9 | 0.11 | 70 | | | C | | 49 | 1.3 | 07 |
| 5.4 | 258 | 0.12* | 70 | <0.8 | 0.08 | 70 | | | C | | 47 | 1.2 | 08 |
| 4.8 | 292 | 0.12* | 60 | <0.8 | 0.07 | 60 | | | C | | 44 | 1.0 | 09 |
| 4.1 | 344 | 0.12* | 40 | <0.8 | 0.04 | 40 | | | C | | 40 | 0.8 | 10 |
| 3.3 | 430 | 0.12* | 40 | <0.8 | 0.04 | 40 | | | C | | 36 | 0.8 | 11 |

Motor Flanges Available
Flange Motore Disponibili

B) Supplied with Reduction Bushing
Fornito con Bussola di Riduzione

B) Available on Request without reduction bushing
Disponibile a Richiesta senza Bussola di Riduzione

C) Motor Flange Holes Position
Posizione Fori Flangia Motore

* Power higher than the maximum one which can be supported by the gearbox. Select according to the torque M_{2R}
Potenza superiore a quella massima sopportabile dal riduttore. Selezionare in base al momento torcente M_{2R}

EN Unit P5Q is supplied with synthetic oil, providing "long life" lubrication. For mounting position V5-V6 please contact us. See table 1 for lubrication and recommended quantity. In table 2 please see possible radial loads and axial loads on the gearbox. [For complete documentation please visit our web site.](#)

I Il riduttore tipo P5Q viene fornito lubrificato a vita con olio sintetico. Per posizioni V5-V6 contattare il ns. servizio tecnico. Vedi tab.1 per oli e quantità consigliati. In tab.2 sono presenti i carichi radiali e assiali applicabili al riduttore. [Per la documentazione completa consulta il nostro sito.](#)

D Für die Lebensdauerschmierung ist das Getriebe der Größe P5Q mit synthetischem Öl befüllt. Bei Einbaulage V5 oder V6 bitten wir um Rücksprache. In Tabelle 1 ist die Schmiermenge und das empfohlene Schmiermittel angegeben. In Tabelle 2 sind die zulässigen Radial- und Axialbelastungen des Getriebes aufgeführt. [Die komplette Dokumentation, Wartungs- und Inbetriebnahmeanleitungen finden Sie unter.](#)

E El reductor tamaño P5Q se suministra, lubricado de por vida con aceite sintético. Para las posiciones V5 y V6 contactar con nuestro servicio técnico. Ver tabla 1, para cantidades y aceites recomendados. En la tabla 2, se encuentran las cargas radiales y axiales admitidas por el reductor. [Para documentación completa, consultar nuestra Web.](#)

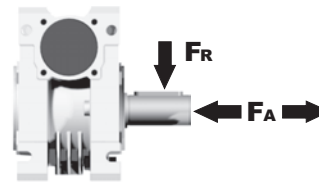
■ LUBRICATION P5Q Oil Quantity 0.13/0.04 Lt.

| AGIP | KLUBER | SHELL | MOBIL |
|----------------|------------------|---------------|--------------------|
| Telium VSF 320 | Syntheso D220 EP | Tivela Oil WB | Glygoyl 30 SHC 630 |

tab. 1

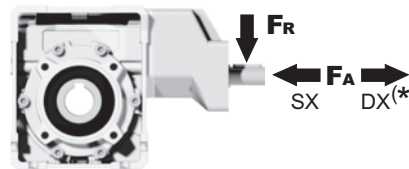
■ RADIAL AND AXIAL LOADS

Output shaft
Albero di uscita



| n_2 [min ⁻¹] | FA [N] | FR [N] |
|-------------------------------|-----------|-----------|
| 75 | 340 | 1700 |
| 50 | 380 | 1900 |
| 25 | 480 | 2500 |
| 15-6 | 560 | 2800 |

Input shaft
albero in entrata



| n_1 [min ⁻¹] | FA [N] | FR [N] |
|-------------------------------|-----------|-----------|
| 1400 | 44 | 220 |

*Strong axial loads in the DX direction are not allowed.
Non sono consentiti forti carichi assiali con direzione DX

tab. 2

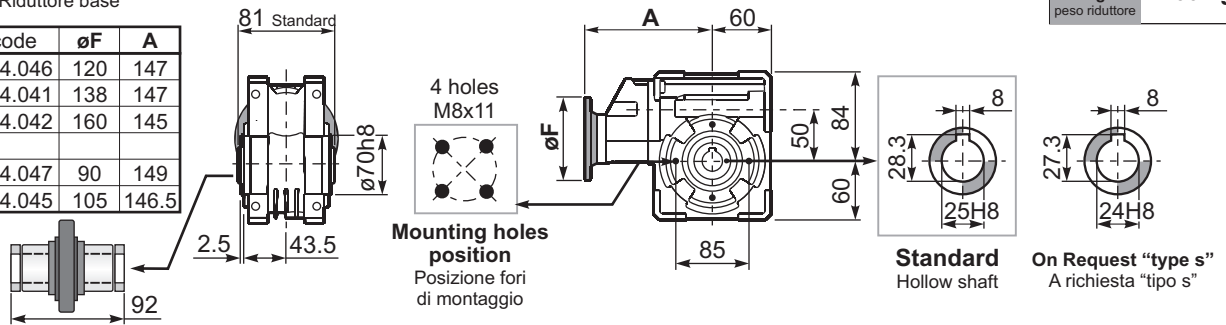
■ SELECT THIS TYPE AND THIS SPECIFIC SIZE ON THE WEB PAGES TO GET COMPLETE TECHNICAL DATA.
Selezionare tipo e gandezza specifica nel sito web per la documentazione completa.

PP5QFB... Basic wormbox
Riduttore base

Gearbox weight
peso riduttore **4.60 kg**

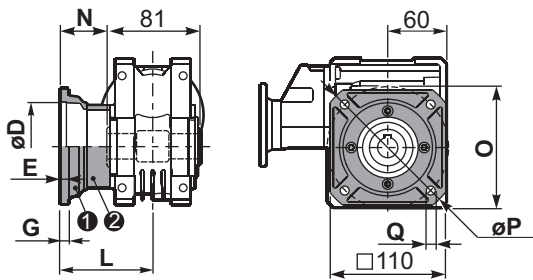
| M. flanges | Kit code | øF | A |
|------------|------------|-----|-------|
| 56B5 | K050.4.046 | 120 | 147 |
| 63B5 | K050.4.041 | 138 | 147 |
| 71B5 | K050.4.042 | 160 | 145 |
| 63B14 | K050.4.047 | 90 | 149 |
| 71B14 | K050.4.045 | 105 | 146.5 |

On Request
Output shaft
with spacers
cod. Q50.3.025



PP5QFC... Square flange
Flangia quadrata

PP5QF1... Round flange
Flangia rotonda

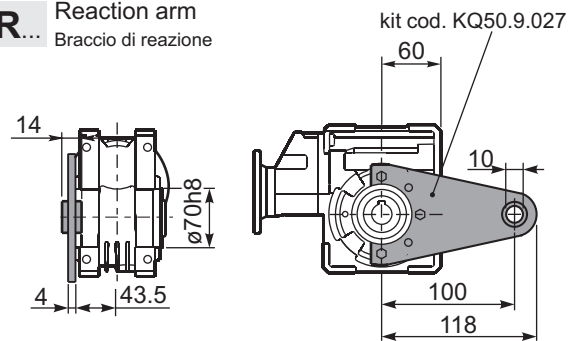
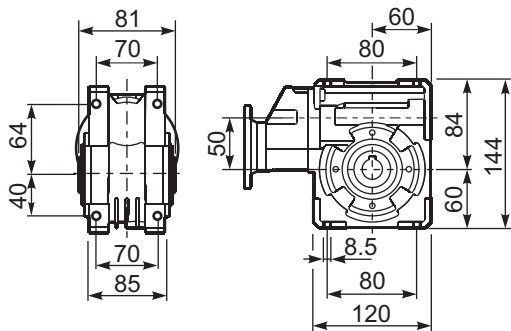


| type B | øD | E | G | L | N | O | P | Q | kit code |
|--------|-------|---|---|-----|------|----|-----|----|------------|
| FC | 70 H8 | 5 | 9 | 90 | 49.5 | 85 | 125 | 11 | KQ50.9.010 |
| FL | 70 H8 | 5 | 9 | 120 | 79.5 | 85 | 125 | 11 | KQ50.9.011 |

| type S | øD | E | G | L | N | O | P | Q | kit code |
|--------|--------|---|------|----|------|-----|-----|-----|-------------|
| F1 | 110 H8 | 5 | 10 | 89 | 69.5 | 130 | 160 | 9.5 | KSQ50.9.012 |
| F2 | 95 H8 | 5 | 14.5 | 72 | 31.5 | 115 | 140 | 11 | KSQ50.9.013 |

PP5QFB... Feet
Piedini

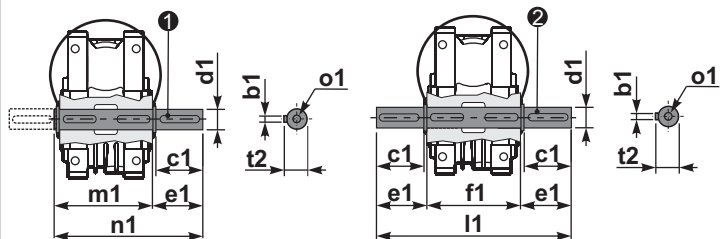
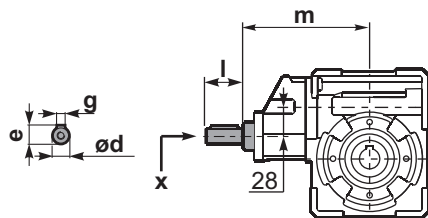
PP5QBR... Reaction arm
Braccio di reazione



RP5QFB... Input shaft
Albero in entrata

PP5Q.....S... Single Shaft
Albero lento semplice

PP5Q.....D... Double Shaft
Albero lento bisp.



① kit cod. K050.5.028 type B
kit cod. KS050.5.030 type S

② kit cod. K050.5.029 type B
kit cod. KS050.5.031 type S

| | ød | e | g | l | m | x | |
|--------|-------|----|---|----|-------|-------|-----------|
| type B | 14 j5 | 16 | 5 | 25 | 140.5 | M5x13 | C35.5.061 |
| type S | - | - | - | - | - | - | |

| | b1 | c1 | d1 | e1 | f1 | l1 | m1 | n1 | t2 | o1 |
|--------|----|----|--|------|----|-----|------|-----|----|-------|
| type B | 8 | 52 | 25 ^{-0.005} _{-0.020} | 59.5 | 81 | 200 | 86.5 | 146 | 28 | M8x20 |
| type S | 8 | 50 | 24 ^{-0.005} _{-0.020} | 68.8 | 81 | 218 | 86.5 | 155 | 27 | M8x20 |



QUICK SELECTION / Selezione veloce

input speed (n_1) = 1400 min⁻¹

| Output Speed n_2 [min ⁻¹] | Ratio i | Motor power P_{1M} [kW] | Output torque M_{2M} [Nm] | Service factor f.s. | Nominal power P_{1R} [kW] | Nominal torque M_{2R} [Nm] | Available B5 motor flanges | | | | Available B14 motor flanges | | | | Dynamic efficiency RD | Tooth Module Mn [mm] | Ratios code |
|---|--------------|---------------------------------|-----------------------------------|------------------------|-----------------------------------|------------------------------------|----------------------------|----|----|----|-----------------------------|----|----|----|--------------------------|-------------------------|-------------|
| | | | | | | | B | C | D | E | P | Q | R | T | | | |
| | | | | | | | 63 | 71 | 80 | 90 | 63 | 71 | 80 | 90 | | | |
| IEC 90 - 80 - 71 | 47 | 29.9 | 0.75 | 113 | 1.3 | 0.99 | 150 | | | | | C | C | | 74 | 2.6 | 01 |
| | 37 | 37.7 | 0.75 | 141 | 1.1 | 0.80 | 150 | | | | | C | C | | 73 | 2.0 | 02 |
| | 30 | 47.1 | 0.75 | 169 | 1.0 | 0.76 | 170 | | | | | C | C | | 70 | 3.2 | 03 |
| | 25 | 56.6 | 0.55 | 136 | 1.3 | 0.69 | 170 | | | | | C | C | | 64 | 2.7 | 04 |
| | 19.8 | 70.7 | 0.37 | 111 | 1.5 | 0.57 | 170 | | | | | C | C | | 62 | 2.1 | 05 |
| | 15.9 | 87.8 | 0.37 | 162 | 1.1 | 0.39 | 170 | | | | | C | C | | 73 | 2.6 | 06 |
| | 12.6 | 111.0 | 0.37 | 199 | 0.9 | 0.32 | 170 | | | | | C | C | | 71 | 2.0 | 07 |
| IEC 71 - 63 | 10.1 | 139 | 0.37 | 234 | 0.7 | 0.27 | 170 | | | | | C | | | 67 | 3.2 | 08 |
| | 8.4 | 166 | 0.25 | 173 | 1.0 | 0.25 | 170 | | | | | C | | | 61 | 2.7 | 09 |
| | 6.7 | 208 | 0.18 | 151 | 1.0 | 0.18 | 150 | | | | | C | | | 59 | 2.1 | 10 |
| | 4.5 | 310 | 0.12 | 129 | 1.2 | 0.14 | 150 | | | | | C | | | 51 | 1.5 | 11 |
| | 3.8 | 370 | 0.12 | 145 | 1.0 | 0.12 | 150 | | | | | C | | | 48 | 1.3 | 12 |
| | 3.2 | 434 | 0.12 | 149 | 0.8 | 0.10 | 125 | | | | | C | | | 42 | 1.1 | 13 |

A) Motor Flanges Available
Flange Motore Disponibili

B) Supplied with Reduction Bushing
Fornito con Bussola di Riduzione

B) Available on Request without reduction bushing
Disponibile a Richiesta senza Bussola di Riduzione

C) Motor Flange Holes Position
Posizione Fori Flangia Motore

EN Unit P6Q is supplied with synthetic oil, providing "long life" lubrication. For mounting position V5-V6 please contact us. See table 1 for lubrication and recommended quantity. In table 2 please see possible radial loads and axial loads on the gearbox.
For complete documentation please visit our web site.

I Il riduttore tipo P6Q viene fornito lubrificato a vita con olio sintetico. Per posizioni V5-V6 contattare il ns. servizio tecnico. Vedi tab.1 per oli e quantità consigliati. In tab.2 sono presenti i carichi radiali e assiali applicabili al riduttore.
Per la documentazione completa consulta il nostro sito.

D Für die Lebensdauerschmierung ist das Getriebe der Größe P6Q mit synthetischem Öl befüllt. Bei Einbaulage V5 oder V6 bitten wir um Rücksprache. In Tabelle 1 ist die Schmiermenge und das empfohlene Schmiermittel angegeben. In Tabelle 2 sind die zulässigen Radial - und Axialbelastungen des Getriebes aufgeführt. Die komplette Dokumentation, Wartungs - und Inbetriebnahmeanleitungen finden Sie unter.

E El reductor tamaño P6Q se suministra, lubricado de por vida con aceite sintético. Para las posiciones V5 y V6 contactar con nuestro servicio técnico. Ver tabla 1, para cantidades y aceites recomendados. En la tabla 2, se encuentran las cargas radiales y axiales admitidas por el reductor.
Para documentación completa, consultar nuestra Web.

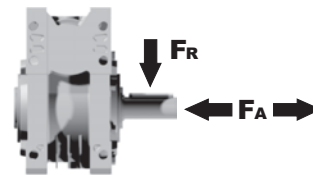
LUBRICATION P6Q Oil
Quantity 0.30/0.08 Lt.

| AGIP | KLUBER | SHELL | MOBIL |
|----------------|------------------|---------------|--------------------|
| Telium VSF 320 | Syntheso D220 EP | Tivela Oil WB | Glygoyl 30 SHC 630 |

tab. 1

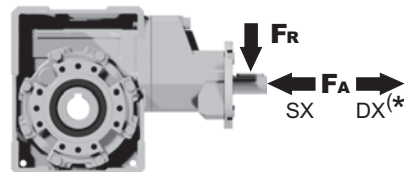
RADIAL AND AXIAL LOADS

Output shaft
Albero di uscita



| n_2 [min ⁻¹] | FA [N] | FR [N] |
|-------------------------------|-----------|-----------|
| 75 | 500 | 2500 |
| 50 | 600 | 3000 |
| 25 | 700 | 3800 |
| 15-6 | 800 | 4000 |

Input shaft
albero in entrata



| n_1 [min ⁻¹] | FA [N] | FR [N] |
|-------------------------------|-----------|-----------|
| 1400 | 61 | 305 |

***Strong axial loads in the DX direction are not allowed.**
Non sono consentiti forti carichi assiali con direzione DX

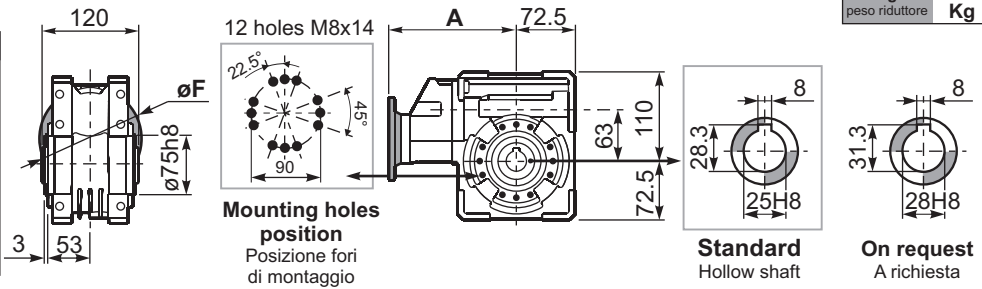
tab. 2

SELECT THIS TYPE AND THIS SPECIFIC SIZE ON THE WEB PAGES TO GET COMPLETE TECHNICAL DATA.
Selezionare tipo e gandezza specifica nel sito web per la documentazione completa.

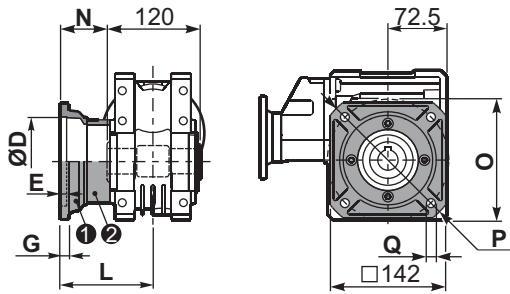
PP6QFB... Basic wormbox
Riduttore base

| | | |
|----------------|----------|---------|
| Gearbox weight | 29.9+111 | 139+434 |
| peso riduttore | 7.05 | 6.60 |
| | Kg | Kg |

| M.flange | Kit code | øF | A |
|----------|------------|-----|-------|
| 71B5 | K063.4.042 | 160 | 176.5 |
| 80/90B5 | K063.4.043 | 200 | 178.5 |
| 71B14 | K063.4.047 | 105 | 176.5 |
| 80B14 | K063.4.046 | 120 | 177.5 |
| 90B14 | K063.4.041 | 140 | 178.5 |
| <hr/> | | | |
| 63B5 | K050.4.041 | 138 | 160.5 |
| 71B5 | K050.4.042 | 160 | 158.5 |
| 63B14 | K050.4.047 | 90 | 160.5 |
| 71B14 | K050.4.045 | 105 | 160 |

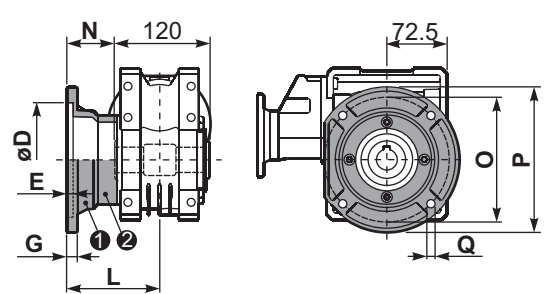


PP6QFC... Output flange
Flangia uscita



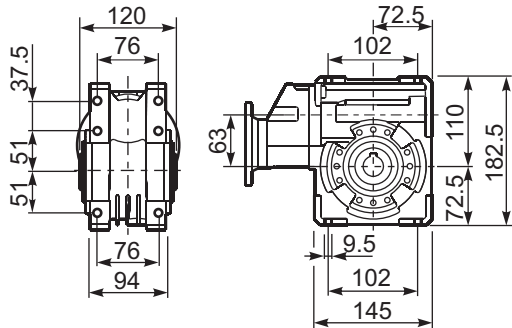
| type B | øD | E | G | L | N | O | P | Q | kit code |
|--------|---|---|----|-----|----|-----|-----|----|------------------------------|
| FC | 115 ^{+0.20} / _{+0.15} | 6 | 12 | 86 | 26 | 150 | 180 | 11 | ① KQ63.9.010 ② - |
| FL | 115 ^{+0.20} / _{+0.15} | 6 | 12 | 116 | 56 | 150 | 180 | 11 | ① KQ63.9.010 ② K063.0.200 |

PP6QF1... Output flange
Flangia uscita

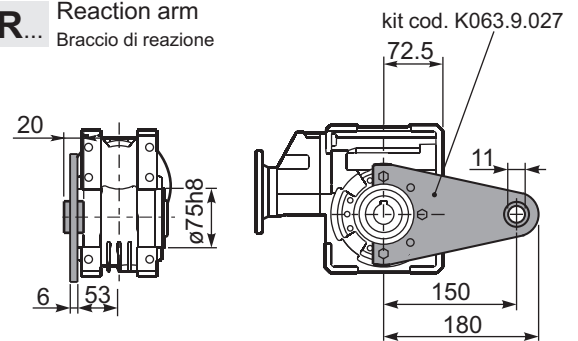


| type S | øD | E | G | L | N | O | P | Q | kit code |
|--------|---|---|----|-----|----|-----|-----|----|----------------------|
| F1 | 130 ^{+0.20} / _{+0.15} | 7 | 13 | 110 | 50 | 165 | 200 | 13 | ① KS070.9.013 ② - |
| F2 | 115 ^{+0.20} / _{+0.15} | 7 | 13 | 124 | 64 | 150 | 175 | 11 | ① KS063.9.013 ② - |
| F3 | 110 ^{+0.035} / ₀ | 5 | 11 | 90 | 30 | 130 | 160 | 10 | ① KS063.9.011 ② - |

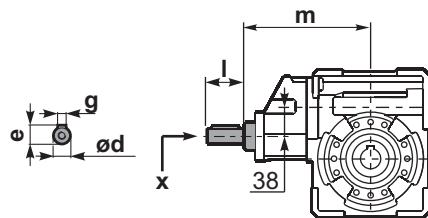
PP6QFB... Feet
Piedini



PP6QBR... Reaction arm
Braccio di reazione



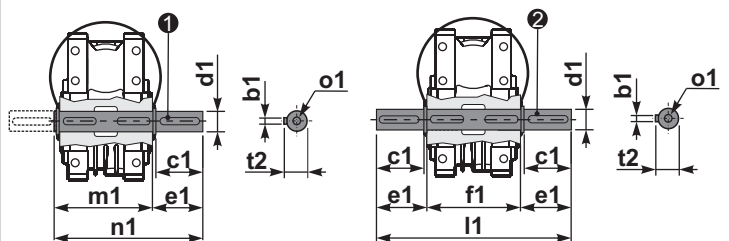
RP6QFB... Input shaft
Albero in entrata



| | ød | e | g | l | m | x | |
|----------|-------|------|---|----|-------|-------|-----------|
| 29.9+111 | 19 j5 | 21.5 | 6 | 35 | 169.4 | M6x16 | C40.5.062 |
| 139+434 | 14 j5 | 16 | 5 | 25 | 154.2 | M5x13 | C35.5.061 |

PP6Q.....S... Single Shaft
Albero lento semplice

PP6Q.....D... Double Shaft
Albero lento bisp.



① kit cod. K063.5.028 type B ② kit cod. K063.5.029 type B

| | b1 | c1 | d1 | e1 | f1 | l1 | m1 | n1 | t2 | o1 |
|--------|----|----|--|------|-----|-------|-------|-----|----|-------|
| type B | 8 | 60 | 25 ^{-0.005} / _{-0.020} | 63.2 | 120 | 246.4 | 126.8 | 190 | 28 | M8x20 |
| type S | - | - | - | - | - | - | - | - | - | - |



QUICK SELECTION / Selezione veloce

input speed (n₁) = 1400 min⁻¹

| Output Speed n ₂ [min ⁻¹] | Ratio i | Motor power P _{1M} [kW] | Output torque M _{2M} [Nm] | Service factor f.s. | Nominal power P _{1R} [kW] | Nominal torque M _{2R} [Nm] | Available B5 motor flanges | | | | Available B14 motor flanges | | | Dynamic efficiency RD | Tooth Module Mn [mm] | Ratios code |
|--|-------------|--|--|------------------------|--|---|----------------------------|----|----|----|-----------------------------|----|----|--------------------------|-------------------------|-------------|
| | | | | | | | B | C | D | E | Q | R | T | | | |
| | | | | | | | 63 | 71 | 80 | 90 | 71 | 80 | 90 | | | |
| 22 | 62.9 | 0.75 | 248 | 1.2 | 0.87 | 286 | | | | | C | C | | 77 | 3.10 | 01 |
| 18 | 78.5 | 0.75 | 293 | 1.0 | 0.73 | 286 | | | | | C | C | | 73 | 2.41 | 02 |
| 15 | 94.2 | 0.75 | 333 | 0.9 | 0.70 | 310 | | | | | C | C | | 69 | 2.10 | 03 |
| 11 | 126 | 0.55 | 297 | 1.0 | 0.55 | 296 | B | | | | C | C | | 63 | 1.53 | 04 |
| 9 | 157 | 0.37 | 230 | 1.1 | 0.41 | 252 | B | | | | C | C | | 58 | 1.23 | 05 |
| 8 | 185 | 0.37 | 257 | 0.9 | 0.33 | 228 | B | | | | C | C | | 55 | 3.10 | 06 |
| 6 | 231 | 0.25 | 193 | 1.1 | 0.27 | 209 | B | | | | C | C | | 49 | 2.41 | 07 |
| 5 | 277 | 0.18 | 160 | 1.2 | 0.22 | 194 | B | | | | C | C | | 47 | 2.10 | 08 |
| 4 | 378 | 0.18 | 200 | 1.0 | 0.17 | 194 | B | | | | C | C | | 43 | 2.10 | 09 |
| 3 | 504 | 0.12 | 169 | 1.0 | 0.12 | 175 | B | | | | C | C | | 41 | 1.53 | 10 |
| 2 | 630 | 0.12 | 196 | 0.8 | 0.09 | 155 | B | | | | C | C | | 38 | 1.23 | 11 |

 Motor Flanges Available Flange Motore Disponibili
 B) Supplied with Reduction Bushing Fornito con Bussola di Riduzione
 B) Available on Request without reduction bushing Disponibile a Richiesta senza Bussola di Riduzione
 C) Motor Flange Holes Position Posizione Fori Flangia Motore

* Power higher than the maximum one which can be supported by the gearbox. Select according to the torque M_{2R}
 Potenza superiore a quella massima sopportabile dal riduttore. Selezionare in base al momento torcente M_{2R}

EN Unit P7Q is supplied with synthetic oil, providing "long life" lubrication. For mounting position V5-V6 please contact us. See table 1 for lubrication and recommended quantity. In table 2 please see possible radial loads and axial loads on the gearbox. For complete documentation please visit our web site.

I Il riduttore tipo P7Q viene fornito lubrificato a vita con olio sintetico. Per posizioni V5-V6 contattare il ns. servizio tecnico. Vedi tab.1 per oli e quantità consigliati. In tab.2 sono presenti i carichi radiali e assiali applicabili al riduttore. Per la documentazione completa consulta il nostro sito.

D Für die Lebensdauerschmierung ist das Getriebe der Größe P7Q mit synthetischem Öl befüllt. Bei Einbaulage V5 oder V6 bitten wir um Rücksprache. In Tabelle 1 ist die Schmiermenge und das empfohlene Schmiermittel angegeben. In Tabelle 2 sind die zulässigen Radial- und Axialbelastungen des Getriebes aufgeführt. Die komplette Dokumentation, Wartungs- und Inbetriebnahmeanleitungen finden Sie unter.

E El reductor tamaño P7Q se suministra, lubricado de por vida con aceite sintético. Para las posiciones V5 y V6 contactar con nuestro servicio técnico. Ver tabla 1, para cantidades y aceites recomendados. En la tabla 2, se encuentran las cargas radiales y axiales admitidas por el reductor. Para documentación completa, consultar nuestra Web.

LUBRICATION P7Q Oil Quantity 0.40/0.14 Lt.

| AGIP | KLUBER | SHELL | MOBIL |
|----------------|------------------|---------------|--------------------|
| Telium VSF 320 | Syntheso D220 EP | Tivela Oil WB | Glygoyl 30 SHC 630 |

tab. 1

RADIAL AND AXIAL LOADS

Output shaft
Albero di uscita

| n ₂ [min ⁻¹] | FA [N] | FR [N] |
|-------------------------------------|--------|--------|
| 75 | 620 | 3100 |
| 50 | 720 | 3600 |
| 25 | 880 | 4400 |
| 15-6 | 1000 | 5000 |

Input shaft
albero in entrata

| n [min ⁻¹] | FA [N] | FR [N] |
|------------------------|--------|--------|
| 1400 | 108 | 540 |

*Strong axial loads in the DX direction are not allowed.
 Non sono consentiti forti carichi assiali con direzione DX

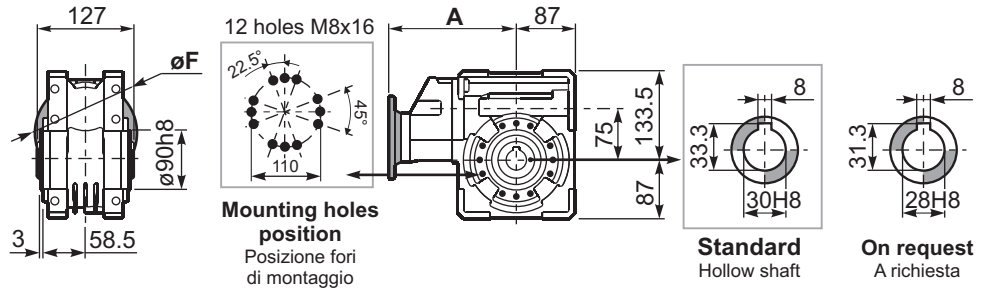
tab. 2

SELECT THIS TYPE AND THIS SPECIFIC SIZE ON THE WEB PAGES TO GET COMPLETE TECHNICAL DATA.
 Selezionare tipo e gandezza specifica nel sito web per la documentazione completa.

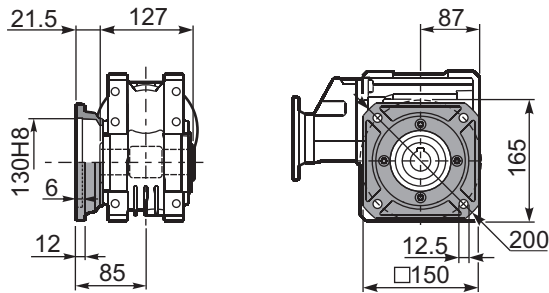
PP7Q**FB**... Basic wormbox
Riduttore base

Gearbox weight
peso riduttore **9.90 kg**

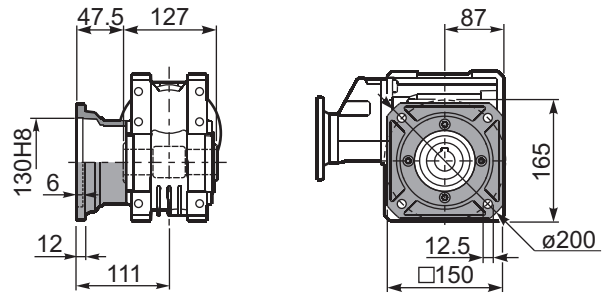
| M. flanges | Kit code | øF | A |
|------------|------------|-----|-------|
| 63B5 | K063.4.041 | 140 | 192.7 |
| 71B5 | K063.4.042 | 160 | 190.7 |
| 80/90B5 | K063.4.043 | 200 | 192.7 |
| 71B14 | K063.4.047 | 105 | 190.7 |
| 80B14 | K063.4.046 | 120 | 194.2 |
| 90B14 | K063.4.041 | 140 | 192.7 |



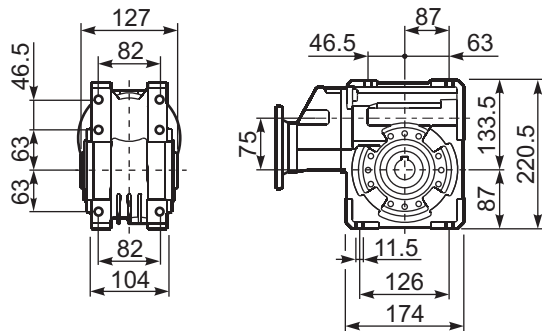
PP7Q**FC**... Square flange
Flangia quadrata



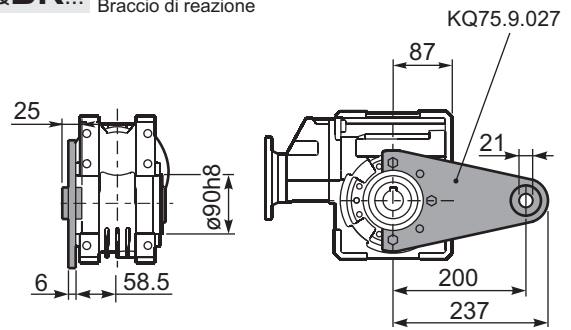
PP7Q**FL**... Square flange
Flangia quadrata



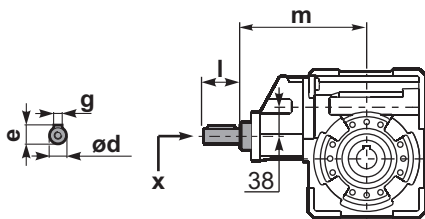
PP7Q**FB**... Feet
Piedini



PP7Q**BR**... Reaction arm
Braccio di reazione

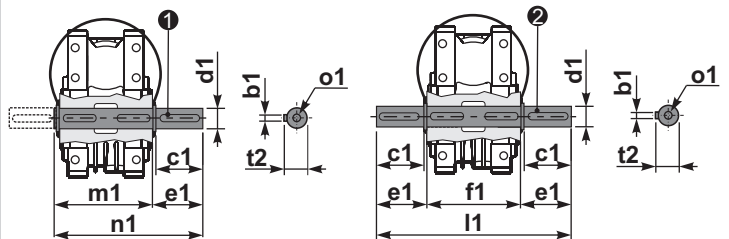


RP7Q**FB**... Input shaft
Albero in entrata



PP7Q.....**S**... Single Shaft
Albero lento semplice

PP7Q.....**D**... Double Shaft
Albero lento bisp.



① kit cod. KQ75.5.028 Standard kit cod. KQ75.5.026 On request
② kit cod. KQ75.5.029 Standard kit cod. KQ75.5.027 On request

| | ød | e | g | l | m | x | |
|--------|-------|------|---|----|-------|-------|-----------|
| type B | 19 h6 | 21.5 | 6 | 35 | 185.5 | M6x16 | C40.5.062 |
| type S | - | - | - | - | - | - | |

| | b1 | c1 | d1 | e1 | f1 | l1 | m1 | n1 | t2 | o1 |
|------------|----|----|--|----|-----|-----|-----|-----|----|-------|
| Standard | 8 | 60 | 30 ^{-0.005} _{-0.020} | 65 | 127 | 255 | 134 | 199 | 33 | M8x20 |
| On request | 8 | 50 | 28 ^{-0.005} _{-0.020} | 65 | 127 | 255 | 134 | 199 | 31 | M8x20 |



QUICK SELECTION / Selezione veloce

input speed (n_1) = 1400 min⁻¹

| Output Speed n_2 [min ⁻¹] | Ratio i | Motor power P_{1M} [kW] | Output torque M_{2M} [Nm] | Service factor f.s. | Nominal power P_{1R} [kW] | Nominal torque M_{2R} [Nm] | Available B5 motor flanges | | | | Available B14 motor flanges | | | Dynamic efficiency RD | Tooth Module Mn [mm] | Ratios code |
|---|--------------|---------------------------------|-----------------------------------|------------------------|-----------------------------------|------------------------------------|----------------------------|----|----|----|-----------------------------|----|----|------------------------------|-----------------------------|-----------------|
| | | | | | | | B | C | D | E | Q | R | T | | | |
| | | | | | | | 63 | 71 | 80 | 90 | 71 | 80 | 90 | | | |
| 23.5 | 59.7 | 1.1 | 300 | 1.3 | 1.39 | 380 | | | | | C | C | | 67 | 3.5 | 01 |
| 19.4 | 72.3 | 1.1 | 347 | 1.1 | 1.17 | 370 | | | | | C | C | | 64 | 3.1 | 02 |
| 17.1 | 81.7 | 1.1 | 374 | 1.0 | 1.12 | 380 | | | | | C | C | | 61 | 2.7 | 03 |
| 13.3 | 105 | 0.75 | 323 | 1.1 | 0.81 | 350 | | | | | C | C | | 60 | 2.1 | 04 |
| 8.0 | 176 | 0.55 | 415 | 1.0 | 0.53 | 400 | B | | | | C | C | | 63 | 3.5 | 05 |
| 6.6 | 213 | 0.37 | 322 | 1.1 | 0.43 | 370 | B | | | | C | C | | 60 | 3.1 | 06 |
| 5.8 | 240 | 0.37 | 321 | 1.2 | 0.44 | 380 | B | | | | C | C | | 53 | 2.7 | 07 |
| 4.3 | 328 | 0.37 | 438 | 0.9 | 0.32 | 380 | B | | | | C | C | | 53 | 2.7 | 08 |
| 3.3 | 422 | 0.25 | 374 | 0.9 | 0.23 | 350 | B | | | | C | C | | 52 | 2.1 | 09 |
| 3.0 | 466 | 0.25 | 358 | 0.8 | 0.21 | 300 | B | | | | C | C | | 45 | 1.9 | 10 |
| 2.3 | 605 | 0.18 | 297 | 1.0 | 0.18 | 300 | B | | | | C | C | | 40 | 1.5 | 11 |

Motor Flanges Available
Flange Motore Disponibili

B) Supplied with Reduction Bushing
Fornito con Bussola di Riduzione

B) Available on Request without reduction bushing
Disponibile a Richiesta senza Bussola di Riduzione

C) Motor Flange Holes Position
Posizione Fori Flangia Motore

EN Unit P8Q is supplied with synthetic oil, providing "long life" lubrication. For mounting position V5-V6 please contact us. See table 1 for lubrication and recommended quantity. In table 2 please see possible radial loads and axial loads on the gearbox. For complete documentation please visit our web site.

LUBRICATION P8Q Oil
Quantity 1.20/0.14 Lt.

| AGIP | KLUBER | SHELL | MOBIL |
|----------------|------------------|---------------|--------------------|
| Telium VSF 320 | Syntheso D220 EP | Tivela Oil WB | Glygoyl 30 SHC 630 |

tab. 1

I Il riduttore tipo P8Q viene fornito lubrificato a vita con olio sintetico. Per posizioni V5-V6 contattare il ns. servizio tecnico. Vedi tab.1 per oli e quantità consigliati. In tab.2 sono presenti i carichi radiali e assiali applicabili al riduttore. Per la documentazione completa consulta il nostro sito.

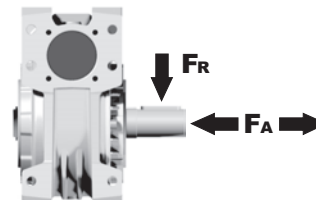
D Für die Lebensdauerschmierung ist das Getriebe der Größe P8Q mit synthetischem Öl befüllt. Bei Einbaulage V5 oder V6 bitten wir um Rücksprache. In Tabelle 1 ist die Schmiermenge und das empfohlene Schmiermittel angegeben. In Tabelle 2 sind die zulässigen Radial- und Axialbelastungen des Getriebes aufgeführt. Die komplette Dokumentation, Wartungs- und Inbetriebnahmeanleitungen finden Sie unter.

E El reductor tamaño P8Q se suministra, lubricado de por vida con aceite sintético. Para las posiciones V5 y V6 contactar con nuestro servicio técnico. Ver tabla 1, para cantidades y aceites recomendados. En la tabla 2, se encuentran las cargas radiales y axiales admitidas por el reductor. Para documentación completa, consultar nuestra Web.

RADIAL AND AXIAL LOADS

Output shaft


Albero di uscita



| n_2 [min ⁻¹] | FA [N] | FR [N] |
|-------------------------------|-----------|-----------|
| 75 | 700 | 3500 |
| 50 | 800 | 4000 |
| 25 | 1000 | 5000 |
| 15-6 | 1160 | 5800 |

Input shaft

albero in entrata



| n_1 [min ⁻¹] | FA [N] | FR [N] |
|-------------------------------|-----------|-----------|
| 1400 | 108 | 540 |

*Strong axial loads in the DX direction are not allowed.
Non sono consentiti forti carichi assiali con direzione DX

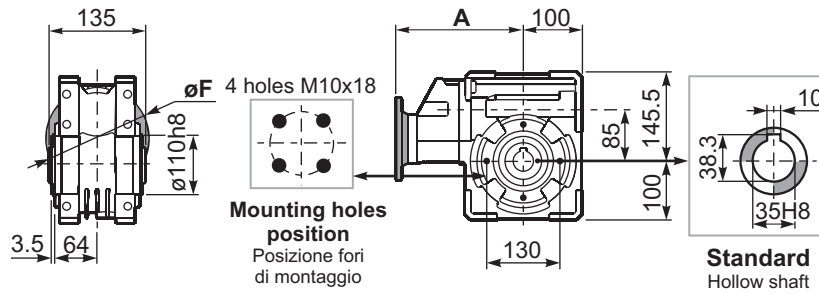
tab. 2

SELECT THIS TYPE AND THIS SPECIFIC SIZE ON THE WEB PAGES TO GET COMPLETE TECHNICAL DATA.
Selezionare tipo e gandezza specifica nel sito web per la documentazione completa.

PP8QFB... Basic wormbox
Riduttore base

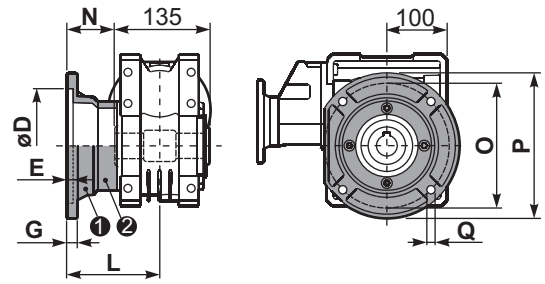
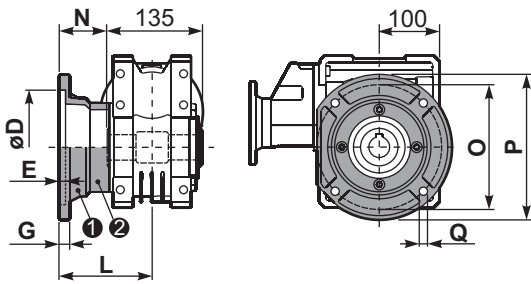
Gearbox weight
peso riduttore **18.9 kg**

| M. flanges | Kit code | øF | A |
|------------|------------|-----|-------|
| 63B5 | K063.4.041 | 140 | 195.2 |
| 71B5 | K063.4.042 | 160 | 193.2 |
| 80/90B5 | K063.4.043 | 200 | 195.2 |
| 71B14 | K063.4.047 | 105 | 193.2 |
| 80B14 | K063.4.046 | 120 | 194.2 |
| 90B14 | K063.4.041 | 140 | 195.2 |



PP8QFC... Output flange
Flangia uscita

PP8QF1... Output flange
Flangia uscita



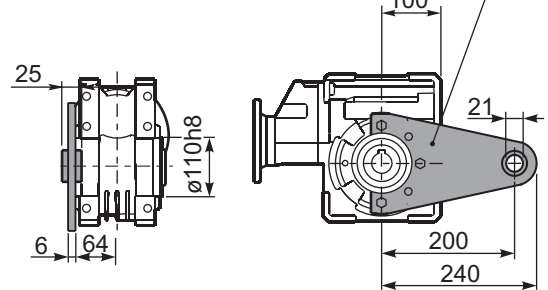
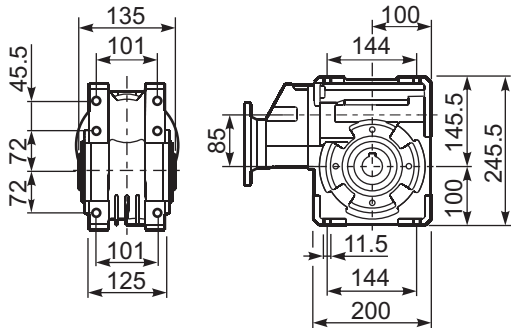
| type B | øD | E | G | L | N | O | P | Q | kit code |
|--------|---|---|----|-------|------|-----|-----|----|------------------------------|
| FC | 152 ^{+0.06} / _{+0.00} | 5 | 16 | 108 | 40.5 | 176 | 205 | 13 | 1 K085.9.010 2 - |
| FL | 152 ^{+0.06} / _{+0.00} | 5 | 16 | 148.5 | 81 | 176 | 205 | 13 | 1 K085.9.010 2 K085.0.201 |

| type S | øD | E | G | L | N | O | P | Q | kit code |
|--------|---|---|----|-------|----|-----|-----|------|----------------------|
| F1 | 130 ^{+0.04} / _{+0.00} | 5 | 13 | 117.5 | 50 | 165 | 200 | 11.5 | 1 KS085.9.012 2 - |
| F2 | 152 ^{+0.06} / _{+0.00} | 5 | 15 | 147.5 | 80 | 180 | 205 | 12.5 | 1 KS085.9.013 2 - |
| F4 | 130 ^{+0.04} / _{+0.00} | 5 | 13 | 106.5 | 39 | 165 | 200 | 13 | 1 KS085.9.015 2 - |

PP8QFB... Feet
Piedini

PP8QBR... Reaction arm
Braccio di reazione

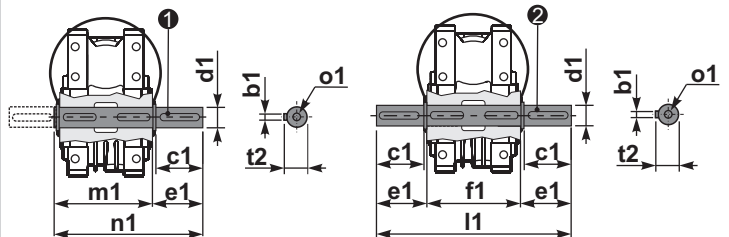
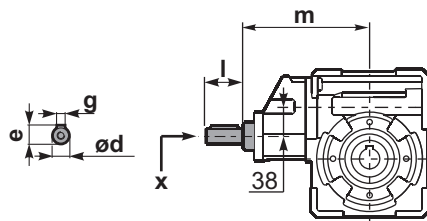
kit cod. K085.9.027



RP8QFB... Input shaft
Albero in entrata

PP8Q.....S... Single Shaft
Albero lento semplice


PP8Q.....D... Double Shaft
Albero lento bisp.



1 kit cod. K085.5.028 type B 2 kit cod. K085.5.029 type B

| | ød | e | g | l | m | x | |
|--------|-------|------|---|----|-------|-------|-----------|
| type B | 19 h6 | 21.5 | 6 | 35 | 187.5 | M6x16 | C40.5.062 |
| type S | - | - | - | - | - | - | - |

| | b1 | c1 | d1 | e1 | f1 | l1 | m1 | n1 | t2 | o1 |
|--------|----|----|--|------|-----|-----|-----|-------|----|--------|
| type B | 10 | 60 | 35 ^{-0.005} / _{-0.020} | 73.5 | 135 | 282 | 141 | 214.5 | 38 | M10x23 |
| type S | - | - | - | - | - | - | - | - | - | - |



QUICK SELECTION / Selezione veloce

input speed (n_1) = 1400 min⁻¹

| Output Speed n_2 [min ⁻¹] | Ratio i | Motor power P_{1M} [kW] | Output torque M_{2M} [Nm] | Service factor f.s. | Nominal power P_{1R} [kW] | Nominal torque M_{2R} [Nm] | Available B5 motor flanges | | | | Available B14 motor flanges | | | Dynamic efficiency RD | Tooth Module Mn [mm] | Ratios code |
|---|--------------|---------------------------------|-----------------------------------|------------------------|-----------------------------------|------------------------------------|----------------------------|----|----|----|-----------------------------|----|----|--------------------------|-------------------------|-------------|
| | | | | | | | B | C | D | E | Q | R | T | | | |
| | | | | | | | 63 | 71 | 80 | 90 | 71 | 80 | 90 | | | |
| 16.8 | 83.2 | 1.5 | 562 | 1.1 | 1.6 | 600 | | | | | C | | | 69 | 3.5 | 01 |
| 13.9 | 100.5 | 1.5 | 651 | 0.8 | 1.2 | 540 | | | | | C | | | 68 | 2.9 | 02 |
| 10.6 | 132 | 1.1 | 574 | 0.9 | 1.0 | 500 | | | | | C | | | 64 | 2.2 | 03 |
| 8.0 | 176 | 0.75 | 594 | 1.2 | 0.92 | 730 | B | | | | C | | | 74 | 4.7 | 04 |
| 6.7 | 208 | 0.75 | 670 | 0.9 | 0.67 | 600 | B | | | | C | | | 72 | 4.0 | 05 |
| 5.7 | 245 | 0.55 | 570 | 1.1 | 0.58 | 600 | B | | | | C | | | 69 | 3.5 | 06 |
| 4.7 | 296 | 0.55 | 611 | 0.9 | 0.49 | 540 | B | | | | C | | | 68 | 2.9 | 07 |
| 4.2 | 334 | 0.55 | 689 | 0.9 | 0.48 | 600 | B | | | | C | | | 69 | 3.5 | 08 |
| 3.5 | 403 | 0.37 | 519 | 1.0 | 0.39 | 540 | B | | | | C | | | 68 | 2.9 | 09 |
| 2.6 | 529 | 0.25 | 424 | 1.2 | 0.29 | 500 | B | | | | C | | | 64 | 2.2 | 10 |
| 2.2 | 624 | 0.25 | 479 | 1.0 | 0.25 | 480 | B | | | | C | | | 59 | 1.9 | 11 |

Motor Flanges Available
Flange Motore Disponibili

B) Supplied with Reduction Bushing
Fornito con Bussola di Riduzione

B) Available on Request without reduction bushing
Disponibile a Richiesta senza Bussola di Riduzione

C) Motor Flange Holes Position
Posizione Fori Flangia Motore

EN Unit P1Q is supplied without lubricant and equipped with a breather, level and drain plugs. User can add mineral oil keeping existing plugs. Should the user wish to fill it with synthetic oil, it is recommended to replace the existing plugs with a closed plug. Primary reduction unit is supplied with closed plugs and lubricated for life with synthetic oil. See table 1 for lubrication and recommended quantity. In table 2 please see possible radial loads and axial loads on the gearbox. For complete documentation please visit our web site.

I Il riduttore tipo P1Q è fornito privo di lubrificazione con tappi di sfiato, livello e scarico olio. L'utente può immettere olio minerale mantenendo i tappi esistenti. Se immetterà olio sintetico, dovrà sostituire i tappi esistenti con altri tipo chiuso. La precoppia è fornita con tappi chiusi e lubrificata a vita con olio sintetico. Tab.1 per oli e quantità consigliati. Tab.2 carichi radiali e assiali applicabili al riduttore. Per la documentazione completa consulta il nostro sito.

D Das Getriebe der Baugröße P1Q wird ohne Schmiermittel geliefert. Es ist jedoch mit Einfüllschraube, Überdruckventil und Ablassschraube ausgerüstet. Das benötigte mineralische Öl kann über die Einfüllschraube eingefüllt werden. Sollte synthetisches Öl bevorzugt werden, so ist sind das eingebaute Überdruckventil durch eine geschlossenen Schraube zu ersetzen. Die Stirnradvorstufe ist Lebensdauer geschmiert und wird mit synthetischem Öl geliefert. Die Stirnradvorstufe ist komplett geschlossen ohne Füllschrauben. In Tabelle 1 ist die Schmiermenge und das empfohlene Schmiermittel angegeben. In Tabelle 2 sind die zulässigen Radial- und Axialbelastungen des Getriebes aufgeführt. Die komplette Dokumentation, Wartungs- und Inbetriebnahmeanleitungen finden Sie unter.

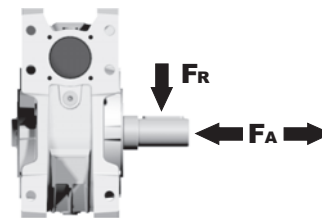
E El reductor tamaño P1Q se suministra sin lubricante, provisto de tapones de respiración, nivel y descarga de aceite. El usuario puede utilizar aceite mineral, manteniendo los tapones existentes. Si prefiere utilizar aceite sintético deberá sustituir los tapones existentes por tapones ciegos. La prerreducción se suministra con tapones ciegos, lubricado de por vida con aceite sintético. Ver tabla 1, para cantidades y aceites recomendados. En la tabla 2, se encuentran las cargas radiales y axiales admitidas por el reductor. Para documentación completa, consultar nuestra Web.

| | | | | | |
|----------------|-----------------|---------------|------------------|--------------|-------------|
| | | | | | |
| 2.0/0.14LT | 1.5/0.14 LT | 1.5/0.14 LT | 2.0/0.14 LT | 2.0/0.14 LT | 2.0/0.14 LT |
| AGIP | BP | SHELL | KLUBER | MOBIL | |
| Telium VSF 320 | Energol SGXP220 | Tivela Oil WB | Syntheso D220 EP | Glygoyl 30 | |

tab. 1

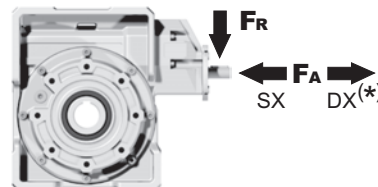
RADIAL AND AXIAL LOADS

Output shaft
Albero di uscita



| n_2 [min ⁻¹] | FA [N] | FR [N] |
|-------------------------------|-----------|-----------|
| 75 | 800 | 4000 |
| 50 | 920 | 4600 |
| 25 | 1200 | 6000 |
| 15-6 | 1400 | 7000 |

Input shaft
albero in entrata



| n_1 [min ⁻¹] | FA [N] | FR [N] |
|-------------------------------|-----------|-----------|
| 1400 | 150 | 760 |

***Strong axial loads in the DX direction are not allowed.**
Non sono consentiti forti carichi assiali con direzione DX

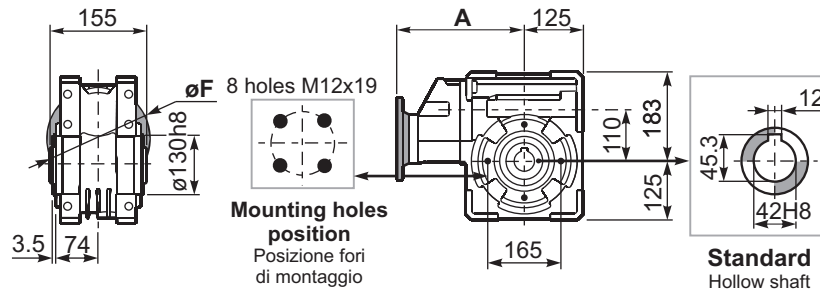
tab. 2

SELECT THIS TYPE AND THIS SPECIFIC SIZE ON THE WEB PAGES TO GET COMPLETE TECHNICAL DATA.
Selezionare tipo e gandezza specifica nel sito web per la documentazione completa.

PP1QFB... Basic wormbox
Riduttore base

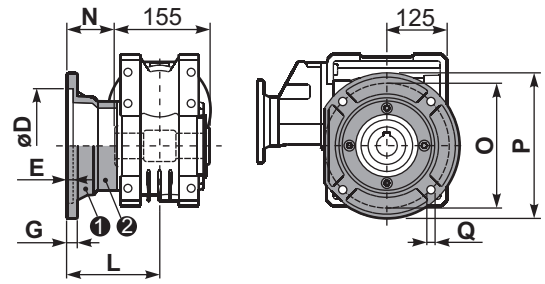
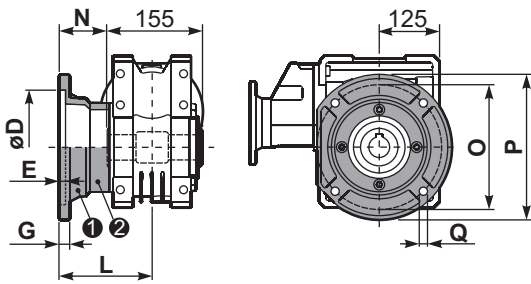
Gearbox weight
peso riduttore **37.3 kg**

| M. flanges | Kit code | øF | A |
|------------|------------|-----|-------|
| 63B5 | K063.4.041 | 140 | 214.7 |
| 71B5 | K063.4.042 | 160 | 212.7 |
| 80/90B5 | K063.4.043 | 200 | 214.7 |
| 71B14 | K063.4.047 | 105 | 212.7 |
| 80B14 | K063.4.046 | 120 | 213.7 |
| 90B14 | K063.4.041 | 140 | 214.7 |



PP1QFC... Output flange
Flangia uscita

PP1QF1... Output flange
Flangia uscita



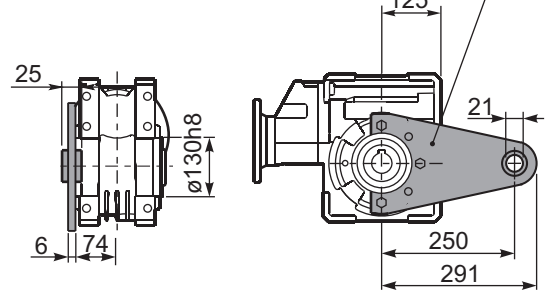
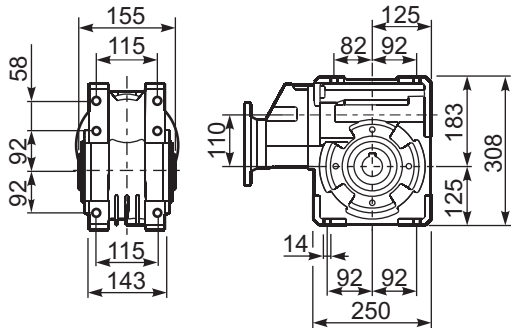
| type B | øD | E | G | L | N | O | P | Q | kit code |
|--------|---|----|------|-------|-----|-----|-----|----|---------------------|
| FC | 170 ^{+0.083} / _{+0.043} | 11 | 16.5 | 131.5 | 54 | 230 | 270 | 13 | 1 K110.9.010 2 - |
| FL | 170 ^{+0.083} / _{+0.043} | 11 | 16.5 | 179.5 | 102 | 230 | 270 | 13 | 1 K110.9.011 2 - |

| type S | øD | E | G | L | N | O | P | Q | kit code |
|--------|---|-----|----|-----|-------|-----|-----|----|----------------------|
| F1 | 180 ^{+0.040} / ₀ | 5 | 18 | 150 | 72.5 | 215 | 250 | 15 | 1 KS110.9.014 2 - |
| F2 | 170 ^{+0.083} / _{+0.043} | 9.5 | 15 | 178 | 100.5 | 230 | 270 | 13 | 1 KS110.9.012 2 - |
| F3 | 180 ^{+0.040} / ₀ | 5 | 18 | 130 | 52.5 | 215 | 250 | 15 | 1 KS110.9.013 2 - |

PP1QFB... Feet
Piedini

PP1QBR... Reaction arm
Braccio di reazione

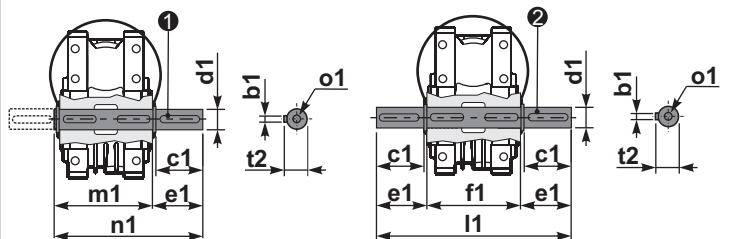
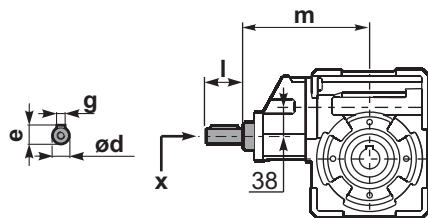
kit cod. K110.9.027



RP1QFB... Input shaft
Albero in entrata

PP1Q.....S... Single Shaft
Albero lento semplice

PP1Q.....D... Double Shaft
Albero lento bisp.



1 kit cod. K110.5.028 type B 2 kit cod. K110.5.029 type B

| | ød | e | g | l | m | x | |
|--------|-------|------|---|----|-----|-------|-----------|
| type B | 19 j5 | 21.5 | 6 | 35 | 205 | M6x16 | C40.5.062 |
| type S | - | - | - | - | - | - | - |

| | b1 | c1 | d1 | e1 | f1 | l1 | m1 | n1 | t2 | o1 |
|--------|----|----|--|------|-----|-----|-------|-----|----|--------|
| type B | 12 | 75 | 42 ^{-0.005} / _{-0.020} | 96.5 | 155 | 348 | 163.5 | 260 | 45 | M12x32 |
| type S | - | - | - | - | - | - | - | - | - | - |



QUICK SELECTION / Selezione veloce

input speed (n_1) = 1400 min⁻¹

| Output Speed n_2 [min ⁻¹] | Ratio i | Motor power P_{1M} [kW] | Output torque M_{2M} [Nm] | Service factor f.s. | Nominal power P_{1R} [kW] | Nominal torque M_{2R} [Nm] | Available B5 motor flanges | | | | Available B14 motor flanges | | | | Dynamic efficiency RD | Tooth Module Mn [mm] | Ratios code |
|---|--------------|---------------------------------|-----------------------------------|------------------------|-----------------------------------|------------------------------------|----------------------------|----|----|------------|-----------------------------|----|------------|-----|--------------------------|-------------------------|-------------|
| | | | | | | | C | D | E | F | R | T | U | V | | | |
| | | | | | | | 71 | 80 | 90 | 100 112 | 80 | 90 | 100 112 | 132 | | | |
| 11.4 | 123 | 1.5 | 928 | 1.0 | 1.57 | 972 | B | | | | | | | | 74 | 4.35 | 01 |
| 8.5 | 166 | 1.1 | 919 | 1.1 | 1.16 | 972 | B | | | | | | | | 74 | 4.35 | 02 |
| 6.5 | 216 | 1.1 | 1197 | 0.8 | 0.89 | 972 | B | | | | | | | | 74 | 4.35 | 03 |
| 5.3 | 264 | 0.75 | 998 | 1.0 | 0.73 | 972 | B | | | | | | | | 74 | 4.35 | 04 |
| 4.4 | 316 | 0.55 | 854 | 1.1 | 0.60 | 928 | B | | | | | | | | 72 | 3.65 | 05 |
| 3.7 | 382 | 0.55 | 1059 | 0.9 | 0.50 | 972 | B | | | | | | | | 74 | 4.35 | 06 |
| 3.1 | 458 | 0.37 | 832 | 1.1 | 0.41 | 928 | B | | | | | | | | 72 | 3.65 | 07 |
| 2.7 | 525 | 0.37 | 981 | 1.0 | 0.37 | 972 | B | | | | | | | | 74 | 4.35 | 08 |
| 2.2 | 630 | 0.25 | 774 | 1.2 | 0.30 | 928 | B | | | | | | | | 72 | 3.65 | 09 |
| 1.7 | 840 | 0.25 | 960 | 0.9 | 0.22 | 853 | B | | | | | | | | 67 | 2.76 | 10 |

Motor Flanges Available
Flange Motore Disponibili

B) Supplied with Reduction Bushing
Fornito con Bussola di Riduzione

B) Available on Request without reduction bushing
Disponibile a Richiesta senza Bussola di Riduzione

C) Motor Flange Holes Position
Posizione Fori Flangia Motore

EN Unit Q13+511 is supplied without lubricant and equipped with a breather, level and drain plugs. User can add mineral oil keeping existing plugs. Should the user wish to fill it with synthetic oil, it is recommended to replace the existing plugs with a closed plug. Primary reduction unit is supplied with closed plugs and lubricated for life with synthetic oil. See table 1 for lubrication and recommended quantity. In table 2 please see possible radial loads and axial loads on the gearbox. For complete documentation please visit our web site.

| B3 | B6 | B7 | B8 | V5 | V6 |
|----------------|-----------------|---------------|------------------|--------------|-------------|
| 4.5/0.14LT | 3.5/0.14 LT | 3.5/0.14 LT | 3.3/0.14 LT | 4.5/0.14 LT | 3.3/0.14 LT |
| AGIP | BP | SHELL | KLUBER | MOBIL | |
| Telium VSF 320 | Energol SGXP220 | Tivela Oil WB | Syntheso D220 EF | Glygoyl 30 | |

tab. 1

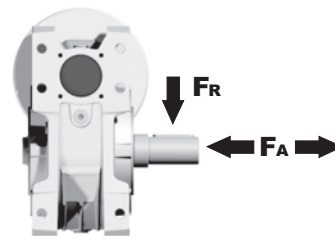
I Il riduttore tipo Q13+511 è fornito privo di lubrificazione con tappi di sfogo, livello e scarico olio. L'utente può immettere olio minerale mantenendo i tappi esistenti. Se immetterà olio sintetico, dovrà sostituire i tappi esistenti con altri tipo chiuso. La precoppia è fornita con tappi chiusi e lubrificata a vita con olio sintetico. Tab.1 per oli e quantità consigliati. Tab.2 carichi radiali e assiali applicabili al riduttore. Per la documentazione completa consulta il nostro sito.

D Das Getriebe der Baugröße Q13+511 wird ohne Schmiermittel geliefert. Es ist jedoch mit Einfüllschraube, Überdruckventil und Ablassschraube ausgerüstet. Das benötigte mineralische Öl kann über die Einfüllschraube eingefüllt werden. Sollte synthetisches Öl bevorzugt werden, so ist sind das eingebaute Überdruckventil durch eine geschlossenen Schraube zu ersetzen. Die Stirnradvorstufe ist Lebensdauer geschmiert und wird mit synthetischem Öl geliefert. Die Stirnradvorstufe ist komplett geschlossen ohne Füllschrauben. In Tabelle 1 ist die Schmiermenge und das empfohlene Schmiermittel angegeben. In Tabelle 2 sind die zulässigen Radial- und Axialbelastungen des Getriebes aufgeführt. Die komplette Dokumentation, Wartungs- und Inbetriebnahmeanleitungen finden Sie unter.

E El reductor tamaño Q13+511 se suministra sin lubricante, provisto de tapones de respiración, nivel y descarga de aceite. El usuario puede utilizar aceite mineral, manteniendo los tapones existentes. Si prefiere utilizar aceite sintético deberá sustituir los tapones existentes por tapones ciegos. La prerreducción se suministra con tapones ciegos, lubricado de por vida con aceite sintético. Ver tabla 1, para cantidades y aceites recomendados. En la tabla 2, se encuentran las cargas radiales y axiales admitidas por el reductor. Para documentación completa, consultar nuestra Web.


RADIAL AND AXIAL LOADS

Output shaft
Albero di uscita



| n_2 [min ⁻¹] | FA [N] | FR [N] |
|-------------------------------|-----------|-----------|
| 75 | 1380 | 6900 |
| 50 | 1560 | 7800 |
| 25 | 2000 | 10000 |
| 15-6 | 2400 | 12000 |

Input shaft
albero in entrata



| n_1 [min ⁻¹] | FA [N] | FR [N] |
|-------------------------------|-----------|-----------|
| 1400 | 400 | 2000 |

*Strong axial loads in the DX direction are not allowed.
Non sono consentiti forti carichi assiali con direzione DX

tab. 2

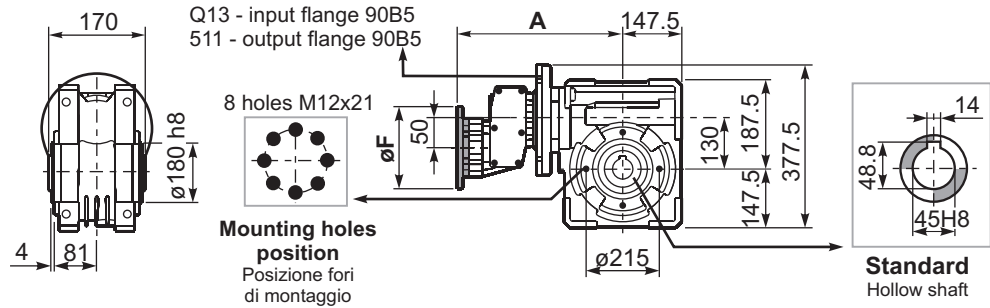
SELECT THIS TYPE AND THIS SPECIFIC SIZE ON THE WEB PAGES TO GET COMPLETE TECHNICAL DATA.
Selezionare tipo e gandezza specifica nel sito web per la documentazione completa.

PQ13**FB**... Basic wormbox
Riduttore base

P511-**F**... Output flange
Flangia uscita

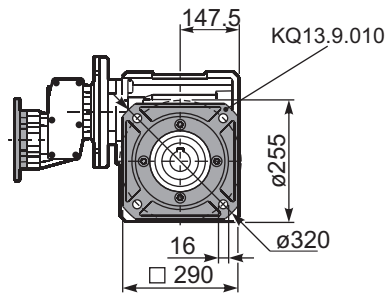
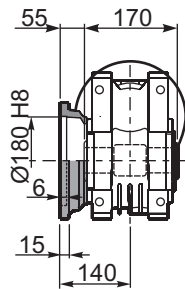
Gearbox weight
peso riduttore **53.0 kg**

| M. flanges | Kit code | øF | A |
|------------|------------|-----|-------|
| 71B5 | K023.4.041 | 160 | 330 |
| 80/90B5 | K023.4.042 | 200 | 332 |
| 100/112B5 | K023.4.043 | 250 | 338 |
| 80B14 | K085.4.046 | 120 | 330 |
| 90B14 | K085.4.045 | 140 | 330 |
| 100/112B14 | K023.4.041 | 160 | 330 |
| 132B14 | KC50.4.041 | 200 | 368.5 |



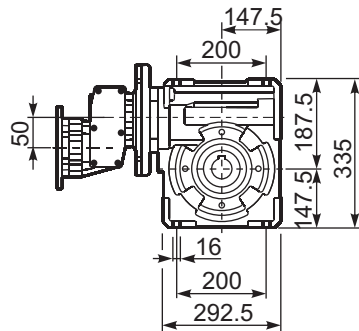
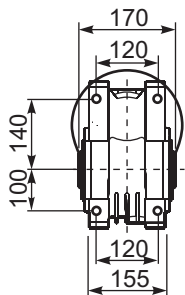
PQ13**FC**... Square flange
Flangia quadrata

P511-**F**... Output flange
Flangia uscita



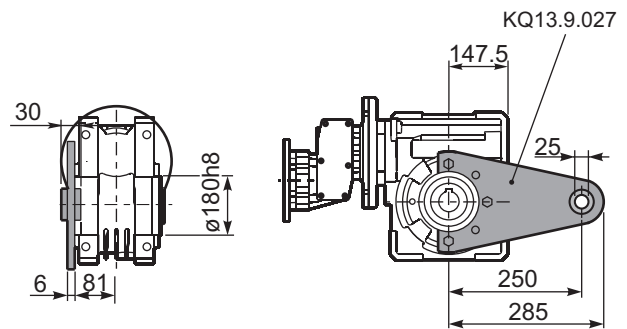
PQ13**FB**... Feet
Piedini

P511-**F**... Output flange
Flangia uscita



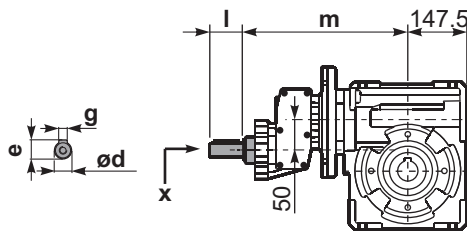
PQ13**BR**... Reaction arm
Braccio di reazione

P511-**F**... Output flange
Flangia uscita



PQ13**FB**... Basic wormbox
Riduttore base

R511-**F**... Input shaft
Albero in entrata

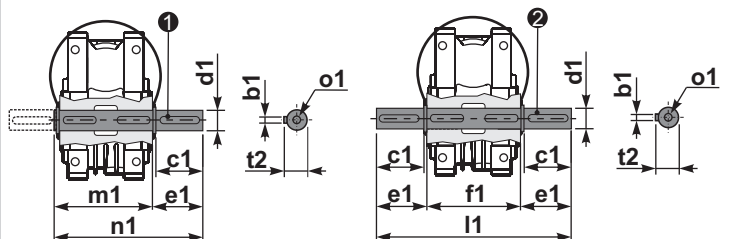


PQ13...**S**... Single Shaft
Albero lento semplice

PQ13...**D**... Double Shaft
Albero lento bisp.

P511-**F**... Output flange
Flangia uscita

P511-**F**... Output flange
Flangia uscita

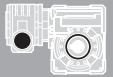


① kit cod. KQ13.5.028 type B

② kit cod. KQ13.5.029 type B

| | ød | e | g | l | m | x | |
|---|--------|----|---|----|-------|-------|-----------|
| - | ø24 j5 | 27 | 8 | 50 | 323.5 | M6x16 | C50.5.062 |
| - | - | - | - | - | - | - | |

| | b1 | c1 | d1 | e1 | f1 | l1 | m1 | n1 | t2 | o1 |
|------|----|----|------------------------------------|----|-----|-----|-----|-----|------|-----|
| type | 14 | 80 | 45 ⁰ - ^{0.016} | 85 | 170 | 340 | 180 | 265 | 48.5 | M16 |
| type | - | - | - | - | - | - | - | - | - | - |



| QUICK SELECTION / Selezione veloce | | | | | | | input speed (n ₁) = 1400 min ⁻¹ | | | | | | |
|--|-------------|--|--|------------------------|--|---|--|---|-----------------------------|---|--------------------------|-------------------------|-------------|
| Output Speed n ₂ [min ⁻¹] | Ratio i | Motor power P _{1M} [kW] | Output torque M _{2M} [Nm] | Service factor f.s. | Nominal power P _{1R} [kW] | Nominal torque M _{2R} [Nm] | Available B5 motor flanges | | Available B14 motor flanges | | Dynamic efficiency RD | Tooth Module Mn [mm] | Ratios code |
| | | | | | | | A | B | O | P | | | |
| 10.0 | 140 | 0.12 | 57 | 1.0 | 0.13 | 60 | B | | B-C | | 50 | 2.2 | 01 |
| 7.0 | 200 | 0.12 | 79 | 0.8 | 0.09 | 60 | B | | B-C | | 48 | 2.2 | 02 |
| 5.0 | 280 | 0.12* | 60 | <0.8 | 0.07 | 60 | B | | B-C | | 45 | 2.4 | 03 |
| 3.3 | 420 | 0.12* | 60 | <0.8 | 0.06 | 60 | B | | B-C | | 36 | 1.6 | 04 |
| 2.5 | 560 | 0.12* | 60 | <0.8 | 0.05 | 60 | B | | B-C | | 33 | 2.5 | 05 |
| 1.9 | 740 | 0.12* | 60 | <0.8 | 0.04 | 60 | B | | B-C | | 30 | 1.8 | 06 |
| 1.5 | 920 | 0.12* | 60 | <0.8 | 0.04 | 60 | B | | B-C | | 27 | 1.5 | 07 |
| 1.3 | 1120 | 0.12* | 60 | <0.8 | 0.03 | 60 | B | | B-C | | 26 | 2.5 | 08 |
| 0.9 | 1480 | 0.12* | 60 | <0.8 | 0.02 | 60 | B | | B-C | | 24 | 1.8 | 09 |
| 0.8 | 1840 | 0.12* | 60 | <0.8 | 0.02 | 60 | B | | B-C | | 22 | 1.5 | 10 |
| 0.6 | 2400 | 0.12* | 60 | <0.8 | 0.02 | 60 | B | | B-C | | 21 | 1.2 | 11 |

A Motor Flanges Available Flange Motore Disponibili
 B Supplied with Reduction Bushing Fornito con Bussola di Riduzione
 B Available on Request without reduction bushing Disponibile a Richiesta senza Bussola di Riduzione
 C Motor Flange Holes Position Posizione Fori Flangia Motore

* Power higher than the maximum one which can be supported by the gearbox. Select according to the torque M_{2R}
 Potenza superiore a quella massima sopportabile dal riduttore. Selezionare in base al momento torcente M_{2R}

EN Unit 43Q is supplied with synthetic oil, providing "long life" lubrication. For mounting position V5-V6 please contact us. See table 1 for lubrication and recommended quantity. In table 2 please see possible radial loads and axial loads on the gearbox. For complete documentation please visit our web site.

I Il riduttore tipo 43Q viene fornito lubrificato a vita con olio sintetico. Per posizioni V5-V6 contattare il ns. servizio tecnico. Vedi tab.1 per oli e quantità consigliati. In tab.2 sono presenti i carichi radiali e assiali applicabili al riduttore. Per la documentazione completa consulta il nostro sito.

D Für die Lebensdauerschmierung ist das Getriebe der Größe 43Q mit synthetischem Öl befüllt. Bei Einbaulage V5 oder V6 bitten wir um Rücksprache. In Tabelle 1 ist die Schmiermenge und das empfohlene Schmiermittel angegeben. In Tabelle 2 sind die zulässigen Radial- und Axialbelastungen des Getriebes aufgeführt. Die komplette Dokumentation, Wartungs- und Inbetriebnahmeanleitungen finden Sie unter.

E El reductor tamaño 43Q se suministra, lubricado de por vida con aceite sintético. Para las posiciones V5 y V6 contactar con nuestro servicio técnico. Ver tabla 1, para cantidades y aceites recomendados. En la tabla 2, se encuentran las cargas radiales y axiales admitidas por el reductor. Para documentación completa, consultar nuestra Web.

■ LUBRICATION 43Q Oil Quantity 0.08/0.06 Lt.

| AGIP | KLUBER | SHELL | MOBIL |
|----------------|------------------|---------------|--------------------|
| Telium VSF 320 | Syntheso D220 EP | Tivela Oil WB | Glygoyl 30 SHC 630 |

tab. 1

■ RADIAL AND AXIAL LOADS

Output shaft
Albero di uscita

| n ₂ [min ⁻¹] | FA [N] | FR [N] |
|--|-----------|-----------|
| 25 | 300 | 1800 |
| 15 | 400 | 2000 |

Input shaft
albero di entrata

| n ₁ [min ⁻¹] | FA [N] | FR [N] |
|--|-----------|-----------|
| 1400 | 20 | 100 |

*Strong axial loads in the DX direction are not allowed.
 Non sono consentiti forti carichi assiali con direzione DX

tab. 2

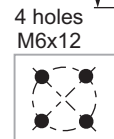
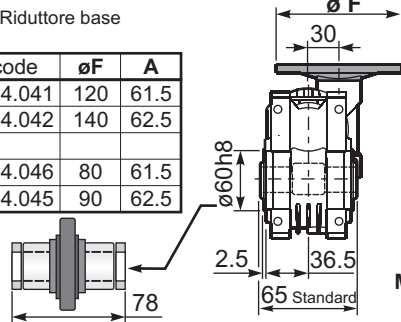
■ SELECT THIS TYPE AND THIS SPECIFIC SIZE ON THE WEB PAGES TO GET COMPLETE TECHNICAL DATA.
 Selezionare tipo e gandezza specifica nel sito web per la documentazione completa.

P43QFB... Basic wormbox
Riduttore base

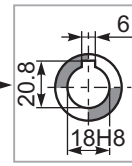
Gearbox weight
peso riduttore **3.60 kg**

| M. flanges | Kit code | øF | A |
|--------------|------------|-----|------|
| 56B5 | K030.4.041 | 120 | 61.5 |
| 63B5 | K030.4.042 | 140 | 62.5 |
| 56B14 | K030.4.046 | 80 | 61.5 |
| 63B14 | K030.4.045 | 90 | 62.5 |

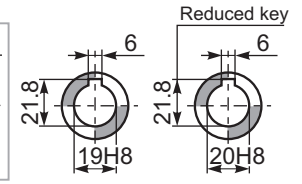
On Request
output shaft
with spacers
cod. Q45.3.018



Mounting holes position
Posizione fori di montaggio



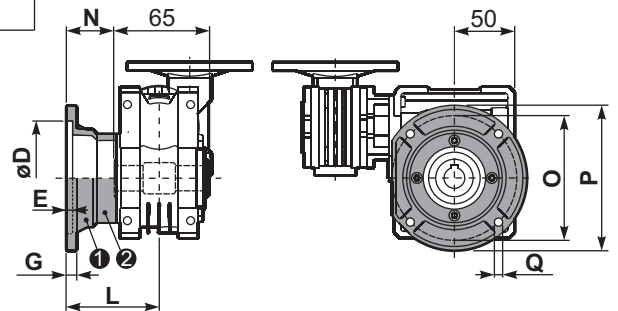
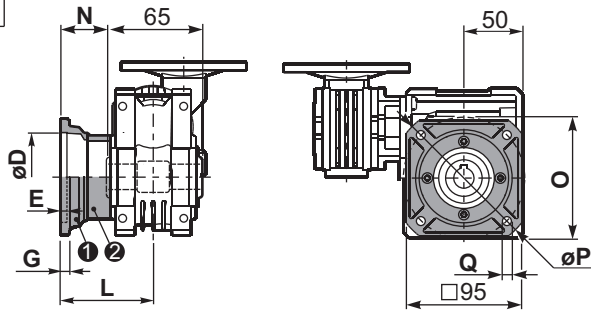
Standard
Hollow shaft



On request
A richiesta

P43QFC... Square flange
Flangia quadrata

P43QF1... Round flange
Flangia rotonda



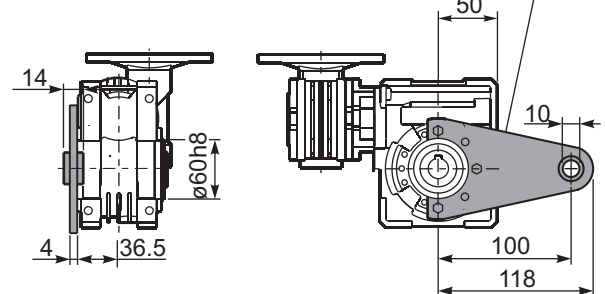
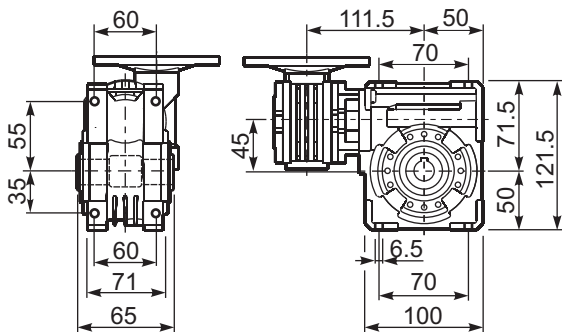
| type B | øD | E | G | L | N | O | P | Q | kit code |
|-----------|-------|---|---|----|------|----|-----|---|------------|
| FC | 60 H8 | 4 | 7 | 67 | 34.5 | 75 | 110 | 9 | KQ45.9.010 |
| FL | 60 H8 | 4 | 7 | 97 | 64.5 | 75 | 110 | 9 | KQ45.9.011 |

| type S | øD | E | G | L | N | O | P | Q | kit code |
|-----------|------|---|----|----|------|-----|-----|-----|-------------|
| F1 | 95H8 | 5 | 9 | 80 | 47.5 | 115 | 140 | 9.5 | KSQ50.9.012 |
| F2 | 80H8 | 5 | 12 | 58 | 25.5 | 100 | 120 | 9 | KSQ50.9.013 |

P43QFB... Feet
Piedini

P43QBR... Reaction arm
Braccio di reazione

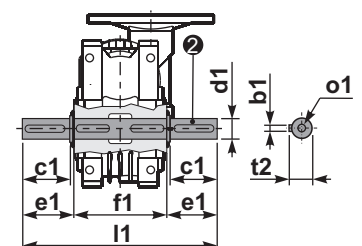
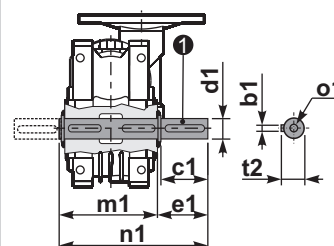
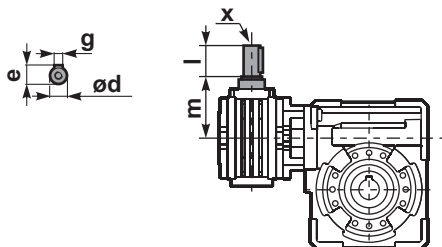
kit cod. KQ45.9.027



R43QFB... Input shaft
Albero in entrata

P43Q.....S... Single Shaft
Albero lento semplice

P43Q.....D... Double Shaft
Albero lento bisp.

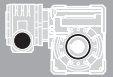


① kit cod. K045.5.028 type B
kit cod. KS045.5.030 type S

② kit cod. K045.5.029 type B
kit cod. KS045.5.031 type S

| | ød | e | g | l | m | x | kit code |
|--------|------|------|---|----|----|---|------------------|
| type B | 9 h6 | 10.2 | 3 | 20 | 58 | - | K030.5.006 PAM63 |
| type S | - | - | - | - | - | - | - |

| | b1 | c1 | d1 | e1 | f1 | l1 | m1 | n1 | t2 | o1 |
|--------|----|----|--|------|----|-----|----|-------|------|-------|
| type B | 6 | 32 | 18 ^{-0.005} _{-0.020} | 43 | 65 | 151 | 70 | 113 | 20.5 | M6x18 |
| type S | 6 | 40 | 19 ^{-0.005} _{-0.020} | 58.5 | 65 | 182 | 70 | 128.5 | 21.5 | M8x20 |



QUICK SELECTION / Selezione veloce

input speed (n_1) = 1400 min⁻¹

| Output Speed n_2 [min ⁻¹] | Ratio i | Motor power P_{1M} [kW] | Output torque M_{2M} [Nm] | Service factor f.s. | Nominal power P_{1R} [kW] | Nominal torque M_{2R} [Nm] | Available B5 motor flanges | | Available B14 motor flanges | | Dynamic efficiency RD | Tooth Module Mn [mm] | Ratios code |
|---|--------------|---------------------------------|-----------------------------------|------------------------|-----------------------------------|------------------------------------|----------------------------|----|-----------------------------|----|---------------------------------|------------------------------------|-----------------|
| | | | | | | | A | B | O | P | | | |
| | | | | | | | 56 | 63 | 56 | 63 | | | |
| 5.6 | 252 | 0.12 | 97 | 1.0 | 0.12 | 95 | B | | B-C | | 47 | 2.1 | 01 |
| 3.9 | 360 | 0.12 | 124 | 0.8 | 0.09 | 95 | B | | B-C | | 42 | 2.1 | 02 |
| 2.6 | 540 | 0.12* | 95 | <0.8 | 0.07 | 95 | B | | B-C | | 39 | 2.1 | 03 |
| 1.9 | 720 | 0.12* | 95 | <0.8 | 0.05 | 95 | B | | B-C | | 36 | 2.1 | 04 |
| 1.6 | 860 | 0.12* | 95 | <0.8 | 0.05 | 95 | B | | B-C | | 32 | 1.8 | 05 |
| 1.2 | 1200 | 0.12* | 95 | <0.8 | 0.04 | 95 | B | | B-C | | 27 | 1.3 | 06 |
| 1.0 | 1440 | 0.12* | 95 | <0.8 | 0.04 | 95 | B | | B-C | | 26 | 2.1 | 07 |
| 0.8 | 1720 | 0.12* | 95 | <0.8 | 0.03 | 95 | B | | B-C | | 25 | 1.8 | 08 |
| 0.6 | 2400 | 0.12* | 90 | <0.8 | 0.03 | 90 | B | | B-C | | 21 | 1.3 | 09 |

Motor Flanges Available
Flange Motore Disponibili

B) Supplied with Reduction Bushing
Fornito con Bussola di Riduzione

B) Available on Request without reduction bushing
Disponibile a Richiesta senza Bussola di Riduzione

C) Motor Flange Holes Position
Posizione Fori Flangia Motore

* Power higher than the maximum one which can be supported by the gearbox. Select according to the torque M_{2R}
Potenza superiore a quella massima sopportabile dal riduttore. Selezionare in base al momento torcente M_{2R}

EN Unit 53Q is supplied with synthetic oil, providing "long life" lubrication. For mounting position V5-V6 please contact us. See table 1 for lubrication and recommended quantity. In table 2 please see possible radial loads and axial loads on the gearbox. For complete documentation please visit our web site.

I Il riduttore tipo 53Q viene fornito lubrificato a vita con olio sintetico. Per posizioni V5-V6 contattare il ns. servizio tecnico. Vedi tab.1 per oli e quantità consigliati. In tab.2 sono presenti i carichi radiali e assiali applicabili al riduttore. Per la documentazione completa consulta il nostro sito.

D Für die Lebensdauerschmierung ist das Getriebe der Größe 53Q mit synthetischem Öl befüllt. Bei Einbaulage V5 oder V6 bitten wir um Rücksprache. In Tabelle 1 ist die Schmiermenge und das empfohlene Schmiermittel angegeben. In Tabelle 2 sind die zulässigen Radial - und Axialbelastungen des Getriebes aufgeführt. Die komplette Dokumentation, Wartungs - und Inbetriebnahmeanleitungen finden Sie unter.

E El reductor tamaño 53Q se suministra, lubricado de por vida con aceite sintético. Para las posiciones V5 y V6 contactar con nuestro servicio técnico. Ver tabla 1, para cantidades y aceites recomendados. En la tabla 2, se encuentran las cargas radiales y axiales admitidas por el reductor. Para documentación completa, consultar nuestra Web.

LUBRICATION 53Q Oil
Quantity 0.13/0.06 Lt.

| AGIP | KLUBER | SHELL | MOBIL |
|----------------|------------------|---------------|--------------------|
| Telium VSF 320 | Syntheso D220 EP | Tivela Oil WB | Glygoyl 30 SHC 630 |

tab. 1

RADIAL AND AXIAL LOADS

Output shaft
Albero di uscita

| n_2 [min ⁻¹] | FA [N] | FR [N] |
|-------------------------------|-----------|-----------|
| 25 | 480 | 2500 |
| 15 | 560 | 2800 |

Input shaft
albero in entrata

| n_1 [min ⁻¹] | FA [N] | FR [N] |
|-------------------------------|-----------|-----------|
| 1400 | 20 | 100 |

*Strong axial loads in the DX direction are not allowed.
Non sono consentiti forti carichi assiali con direzione DX

tab. 2

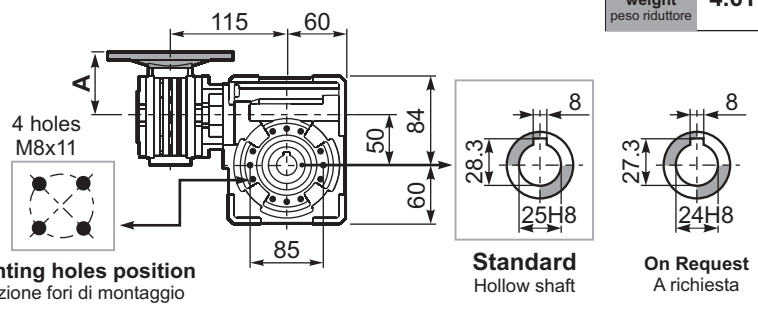
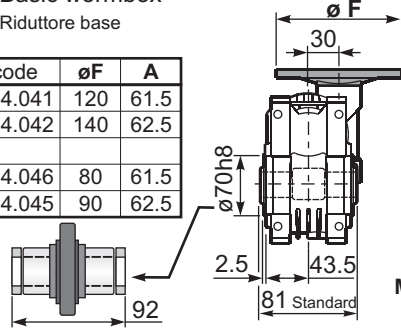
SELECT THIS TYPE AND THIS SPECIFIC SIZE ON THE WEB PAGES TO GET COMPLETE TECHNICAL DATA.
Selezionare tipo e gandezza specifica nel sito web per la documentazione completa.

P53QFB... Basic wormbox
Riduttore base

Gearbox weight
peso riduttore **4.61 kg**

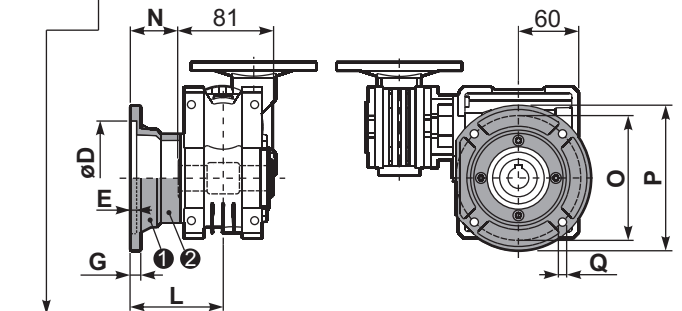
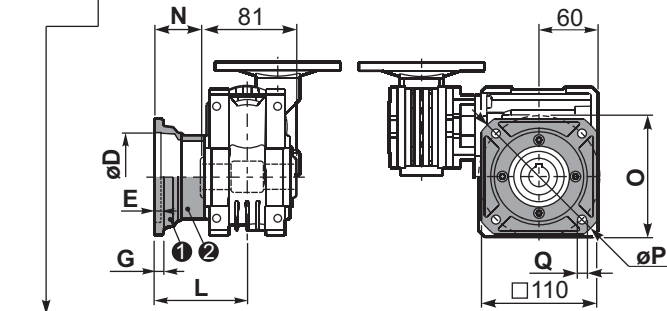
| M. flanges | Kit code | øF | A |
|--------------|------------|-----|------|
| 56B5 | K030.4.041 | 120 | 61.5 |
| 63B5 | K030.4.042 | 140 | 62.5 |
| 56B14 | K030.4.046 | 80 | 61.5 |
| 63B14 | K030.4.045 | 90 | 62.5 |

On Request
Output shaft
with spacers
cod. Q50.3.025



P53QFC... Square flange
Flangia quadrata

P53QF1... Round flange
Flangia rotonda



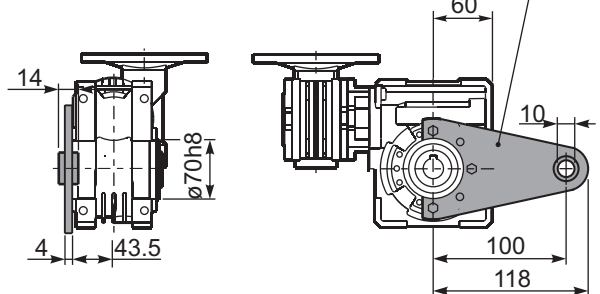
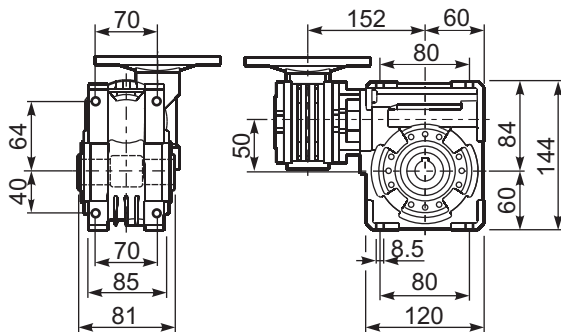
| type B | øD | E | G | L | N | O | P | Q | kit code |
|-----------|-------|---|---|-----|------|----|-----|----|------------|
| FC | 70 H8 | 5 | 9 | 90 | 49.5 | 85 | 125 | 11 | KQ50.9.010 |
| FL | 70 H8 | 5 | 9 | 120 | 79.5 | 85 | 125 | 11 | KQ50.9.011 |

| type S | øD | E | G | L | N | O | P | Q | kit code |
|-----------|--------|---|------|----|------|-----|-----|-----|-------------|
| F1 | 110 H8 | 5 | 10 | 89 | 48.5 | 130 | 160 | 9.5 | KSQ50.9.012 |
| F2 | 95 H8 | 5 | 14.5 | 72 | 31.5 | 115 | 140 | 11 | KSQ50.9.013 |

P53QFB... Feet
Piedini

P53QBR... Reaction arm
Braccio di reazione

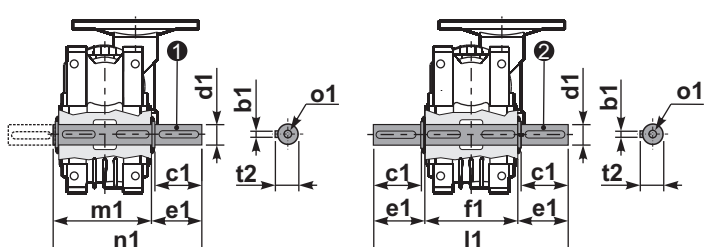
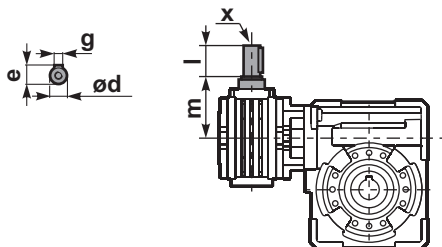
kit cod. KQ50.9.027



R53QFB... Input shaft
Albero in entrata

P53Q.....S... Single Shaft
Albero lento semplice

P53Q.....D... Double Shaft
Albero lento bisp.



① kit cod. K050.5.028 type B
kit cod. KS050.5.030 type S



② kit cod. K050.5.029 type B
kit cod. KS050.5.031 type S

| | ød | e | g | l | m | x | kit code |
|--------|------|------|---|----|----|---|------------------|
| type B | 9 h6 | 10.2 | 3 | 20 | 58 | - | K030.5.006 PAM63 |
| type S | - | - | - | - | - | - | - |

| | b1 | c1 | d1 | e1 | f1 | l1 | m1 | n1 | t2 | o1 |
|--------|----|----|--|------|----|-----|------|-----|----|-------|
| type B | 8 | 52 | 25 ^{-0.005} _{-0.020} | 59.5 | 81 | 200 | 86.5 | 146 | 28 | M8x20 |
| type S | 8 | 50 | 24 ^{-0.005} _{-0.020} | 68.8 | 81 | 218 | 86.5 | 155 | 27 | M8x20 |

QUICK SELECTION / Selezione veloce

input speed (n_1) = 1400 min⁻¹

| Output Speed n_2 [min ⁻¹] | Ratio i | Motor power P_{1M} [kW] | Output torque M_{2M} [Nm] | Service factor f.s. | Nominal power P_{1R} [kW] | Nominal torque M_{2R} [Nm] | Available B5 motor flanges | | Available B14 motor flanges | | Dynamic efficiency RD | Tooth Module  Mn [mm] |  Ratios code |
|---|--------------|---------------------------------|-----------------------------------|------------------------|-----------------------------------|------------------------------------|----------------------------|----|-----------------------------|----|---------------------------------|---|--|
| | | | | | | | A | B | O | P | | | |
| | | | | | | | 56 | 63 | 56 | 63 | | | |
| 5.6 | 252 | 0.18 | 142 | 1.4 | 0.25 | 200 | B | | B-C | | 46 | 2.7 | 01 |
| 3.9 | 360 | 0.18 | 181 | 1.1 | 0.20 | 200 | B | | B-C | | 41 | 2.7 | 02 |
| 2.6 | 540 | 0.12 | 164 | 1.2 | 0.15 | 200 | B | | B-C | | 37 | 2.7 | 03 |
| 1.9 | 720 | 0.12 | 200 | 1.0 | 0.12 | 200 | B | | B-C | | 34 | 2.7 | 04 |
| 1.3 | 1080 | 0.12 | 265 | 0.8 | 0.09 | 200 | B | | B-C | | 30 | 2.7 | 05 |
| 1.0 | 1440 | 0.12* | 200 | <0.8 | 0.08 | 200 | B | | B-C | | 27 | 2.7 | 06 |
| 0.5 | 2745 | 0.12* | 200 | <0.8 | 0.05 | 200 | B | | B-C | | 23 | 2.1 | 07 |

A) Motor Flanges Available
Flange Motore Disponibili

B) Supplied with Reduction Bushing
Fornito con Bussola di Riduzione

B) Available on Request without reduction bushing
Disponibile a Richiesta senza Bussola di Riduzione

C) Motor Flange Holes Position
Posizione Fori Flangia Motore

* Power higher than the maximum one which can be supported by the gearbox. Select according to the torque M_{2R}
Potenza superiore a quella massima sopportabile dal riduttore. Selezionare in base al momento torcente M_{2R}


EN Unit 63Q is supplied with synthetic oil, providing "long life" lubrication. For mounting position V5-V6 please contact us. See table 1 for lubrication and recommended quantity. In table 2 please see possible radial loads and axial loads on the gearbox. For complete documentation please visit our web site.

I Il riduttore tipo 63Q viene fornito lubrificato a vita con olio sintetico. Per posizioni V5-V6 contattare il ns. servizio tecnico. Vedi tab.1 per oli e quantità consigliati. In tab.2 sono presenti i carichi radiali e assiali applicabili al riduttore. Per la documentazione completa consulta il nostro sito.

D Für die Lebensdauerschmierung ist das Getriebe der Größe 63Q mit synthetischem Öl befüllt. Bei Einbaulage V5 oder V6 bitten wir um Rücksprache. In Tabelle 1 ist die Schmiermenge und das empfohlene Schmiermittel angegeben. In Tabelle 2 sind die zulässigen Radial- und Axialbelastungen des Getriebes aufgeführt. Die komplette Dokumentation, Wartungs- und Inbetriebnahmeanleitungen finden Sie unter.

E El reductor tamaño 63Q se suministra, lubricado de por vida con aceite sintético. Para las posiciones V5 y V6 contactar con nuestro servicio técnico. Ver tabla 1, para cantidades y aceites recomendados. En la tabla 2, se encuentran las cargas radiales y axiales admitidas por el reductor. Para documentación completa, consultar nuestra Web.

■ LUBRICATION 43Q Oil
Quantity 0.30/0.06 Lt.

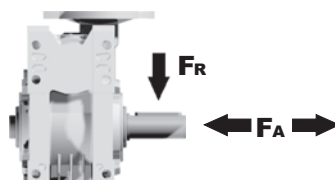


| AGIP | KLUBER | SHELL | MOBIL |
|----------------|------------------|---------------|--------------------|
| Telium VSF 320 | Syntheso D220 EP | Tivela Oil WB | Glygoyl 30 SHC 630 |

tab. 1

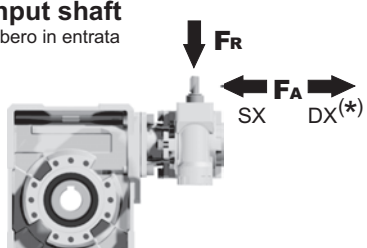
■ RADIAL AND AXIAL LOADS

Output shaft
Albero di uscita



| n_2 [min ⁻¹] | FA [N] | FR [N] |
|-------------------------------|-----------|-----------|
| 25 | 700 | 3800 |
| 15 | 800 | 4000 |

Input shaft
albero in entrata



| n_1 [min ⁻¹] | FA [N] | FR [N] |
|-------------------------------|-----------|-----------|
| 1400 | 20 | 100 |

*Strong axial loads in the DX direction are not allowed.
Non sono consentiti forti carichi assiali con direzione DX

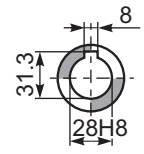
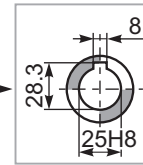
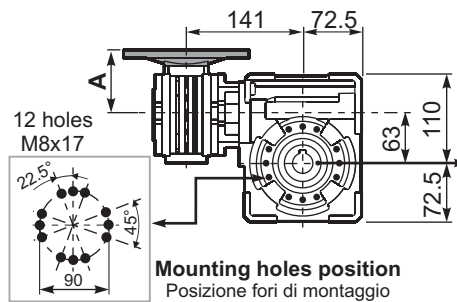
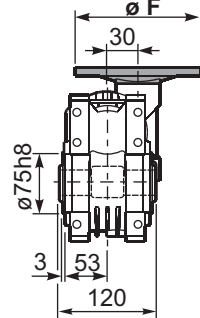
tab. 2

■ SELECT THIS TYPE AND THIS SPECIFIC SIZE ON THE WEB PAGES TO GET COMPLETE TECHNICAL DATA.
Selezionare tipo e gandezza specifica nel sito web per la documentazione completa.

P63QFB... Basic wormbox
Riduttore base

Gearbox weight
peso riduttore **7.25 kg**

| M. flanges | Kit code | øF | A |
|--------------|------------|-----|------|
| 56B5 | K030.4.041 | 120 | 61.5 |
| 63B5 | K030.4.042 | 140 | 62.5 |
| 56B14 | K030.4.046 | 80 | 61.5 |
| 63B14 | K030.4.045 | 90 | 62.5 |



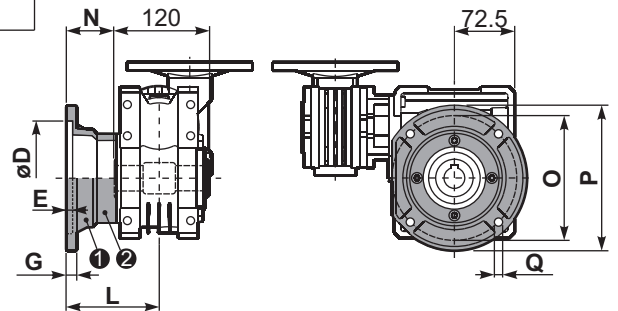
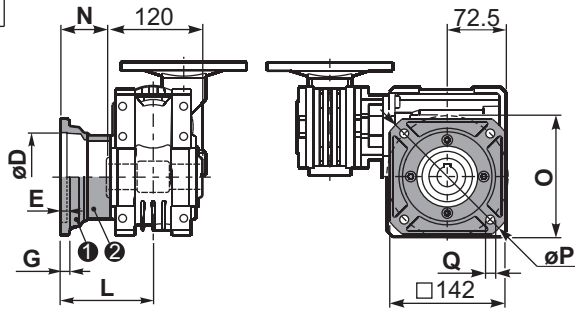
Mounting holes position
Posizione fori di montaggio

Standard
Hollow shaft

On Request
A richiesta

P63QFC... Square flange
Flangia quadrata

P63QF1... Round flange
Flangia rotonda



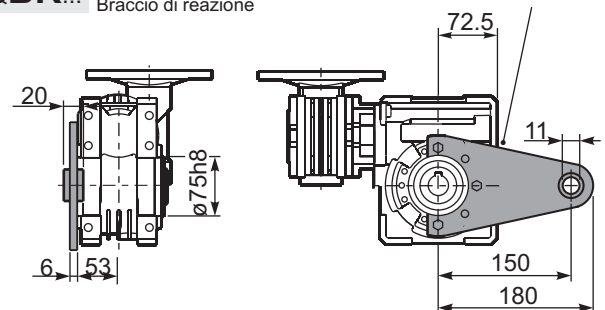
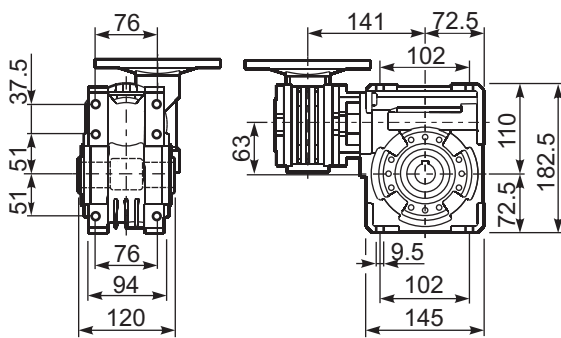
| type B | øD | E | G | L | N | O | P | Q | kit code |
|-----------|---|---|----|-----|----|-----|-----|----|------------------------------|
| FC | 115 ^{+0.20} / _{+0.15} | 6 | 12 | 86 | 26 | 150 | 180 | 11 | 1 KQ63.9.010 2 - |
| FL | 115 ^{+0.20} / _{+0.15} | 6 | 12 | 116 | 56 | 150 | 180 | 11 | 1 KQ63.9.010 2 K063.0.200 |

| type S | øD | E | G | L | N | O | P | Q | kit code |
|-----------|---|---|----|-----|----|-----|-----|----|----------------------|
| F1 | 130 ^{+0.20} / _{+0.15} | 7 | 13 | 110 | 50 | 165 | 200 | 13 | 1 KS070.9.013 2 - |
| F2 | 115 ^{+0.20} / _{+0.15} | 7 | 13 | 124 | 64 | 150 | 175 | 11 | 1 KS063.9.013 2 - |
| F3 | 110 ^{+0.035} / ₀ | 5 | 11 | 90 | 30 | 130 | 160 | 10 | 1 KS063.9.011 2 - |

P63QFB... Feet
Piedini

P63QBR... Reaction arm
Braccio di reazione

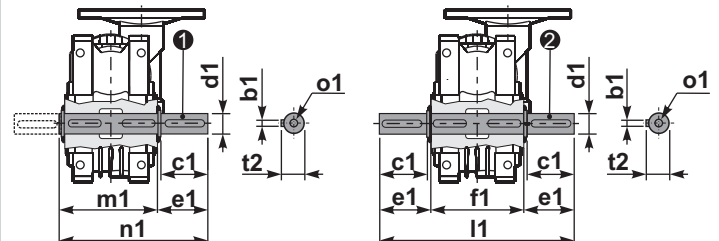
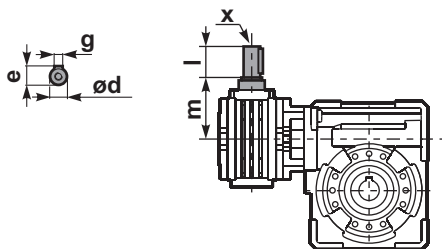
kit cod. K063.9.027



R63QFB... Input shaft
Albero in entrata

P63Q.....S... Single Shaft
Albero lento semplice

P63Q.....D... Double Shaft
Albero lento bisp.

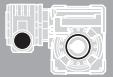


1 kit cod. K063.5.028 type B

2 kit cod. K063.5.029 type B

| | ød | e | g | l | m | x | kit code |
|--------|------|------|---|----|----|---|---------------------------|
| type B | 9 h6 | 10.2 | 3 | 20 | 58 | - | 1 K030.5.006 PAM63 2 - |
| type S | - | - | - | - | - | - | 1 - 2 - |

| | b1 | c1 | d1 | e1 | f1 | l1 | m1 | n1 | t2 | o1 |
|--------|----|----|--|------|-----|-------|-------|-----|----|-------|
| type B | 8 | 60 | 25 ^{-0.005} / _{-0.020} | 63.2 | 120 | 246.4 | 126.8 | 190 | 28 | M8x20 |
| type S | - | - | - | - | - | - | - | - | - | - |



QUICK SELECTION / Selezione veloce

input speed (n_1) = 1400 min⁻¹

| Output Speed n_2 [min ⁻¹] | Ratio i | Motor power P_{1M} [kW] | Output torque M_{2M} [Nm] | Service factor f.s. | Nominal power P_{1R} [kW] | Nominal torque M_{2R} [Nm] | Available B5 motor flanges | | Available B14 motor flanges | | | Dynamic efficiency RD | Tooth Module Mn [mm] | Ratios code |
|---|--------------|---------------------------------|-----------------------------------|------------------------|-----------------------------------|------------------------------------|----------------------------|----|-----------------------------|-----|----|---------------------------------|------------------------------------|-----------------|
| | | | | | | | B | C | O | P | Q | | | |
| | | | | | | | 63 | 71 | 56 | 63 | 71 | | | |
| 5.6 | 252 | 0.18 | 142 | 1.6 | 0.29 | 230 | B | | B-C | B-C | | 46 | 2.7 | 01 |
| 3.9 | 360 | 0.18 | 186 | 1.2 | 0.22 | 230 | B | | B-C | B-C | | 42 | 2.7 | 02 |
| 2.8 | 504 | 0.12 | 161 | 1.4 | 0.17 | 230 | B | | B-C | B-C | | 39 | 2.7 | 03 |
| 1.9 | 756 | 0.12 | 204 | 1.1 | 0.14 | 230 | B | | B-C | B-C | | 33 | 2.7 | 04 |
| 1.4 | 1008 | 0.12 | 256 | 0.9 | 0.11 | 230 | B | | B-C | B-C | | 31 | 2.7 | 05 |
| 1.1 | 1332 | 0.12* | 230 | <0.8 | 0.08 | 230 | B | | B-C | B-C | | 30 | 2.7 | 06 |
| 0.8 | 1656 | 0.12* | 230 | <0.8 | 0.07 | 230 | B | | B-C | B-C | | 28 | 2.7 | 07 |
| 0.6 | 2160 | 0.12* | 230 | <0.8 | 0.06 | 230 | B | | B-C | B-C | | 26 | 2.7 | 08 |
| 0.6 | 2520 | 0.12* | 230 | <0.8 | 0.05 | 230 | B | | B-C | B-C | | 25 | 2.7 | 09 |

Motor Flanges Available
Flange Motore Disponibili

B) Supplied with Reduction Bushing
Fornito con Bussola di Riduzione

B) Available on Request without reduction bushing
Disponibile a Richiesta senza Bussola di Riduzione

C) Motor Flange Holes Position
Posizione Fori Flangia Motore

* Power higher than the maximum one which can be supported by the gearbox. Select according to the torque M_{2R}
Potenza superiore a quella massima sopportabile dal riduttore. Selezionare in base al momento torcente M_{2R}

EN Unit 64Q is supplied with synthetic oil, providing "long life" lubrication. For mounting position V5-V6 please contact us. See table 1 for lubrication and recommended quantity. In table 2 please see possible radial loads and axial loads on the gearbox. For complete documentation please visit our web site.

I Il riduttore tipo 64Q viene fornito lubrificato a vita con olio sintetico. Per posizioni V5-V6 contattare il ns. servizio tecnico. Vedi tab.1 per oli e quantità consigliati. In tab.2 sono presenti i carichi radiali e assiali applicabili al riduttore. Per la documentazione completa consulta il nostro sito.

D Für die Lebensdauerschmierung ist das Getriebe der Größe 64Q mit synthetischem Öl befüllt. Bei Einbaulage V5 oder V6 bitten wir um Rücksprache. In Tabelle 1 ist die Schmiermenge und das empfohlene Schmiermittel angegeben. In Tabelle 2 sind die zulässigen Radial- und Axialbelastungen des Getriebes aufgeführt. Die komplette Dokumentation, Wartungs- und Inbetriebnahmeanleitungen finden Sie unter.

E El reductor tamaño 64Q se suministra, lubricado de por vida con aceite sintético. Para las posiciones V5 y V6 contactar con nuestro servicio técnico. Ver tabla 1, para cantidades y aceites recomendados. En la tabla 2, se encuentran las cargas radiales y axiales admitidas por el reductor. Para documentación completa, consultar nuestra Web.

0.30 Lt. **0.09 Lt.**

■ LUBRICATION 64Q Oil
Quantity 0.30/0.09 Lt.

| AGIP | KLUBER | SHELL | MOBIL |
|----------------|------------------|---------------|--------------------|
| Telium VSF 320 | Syntheso D220 EP | Tivela Oil WB | Glygoyl 30 SHC 630 |

tab. 1

■ RADIAL AND AXIAL LOADS

Output shaft
Albero di uscita

| n_2 [min ⁻¹] | FA [N] | FR [N] |
|-------------------------------|-----------|-----------|
| 25 | 700 | 3800 |
| 15 | 800 | 4000 |

Input shaft
albero in entrata

| n_1 [min ⁻¹] | FA [N] | FR [N] |
|-------------------------------|-----------|-----------|
| 1400 | 42 | 210 |

***Strong axial loads in the DX direction are not allowed.**
Non sono consentiti forti carichi assiali con direzione DX

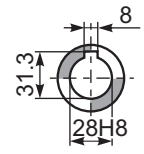
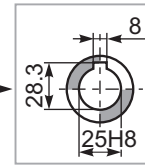
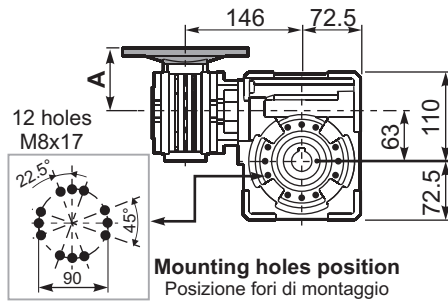
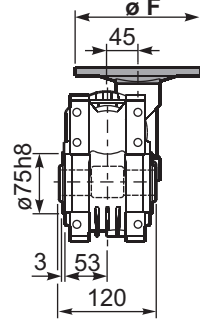
tab. 2

■ SELECT THIS TYPE AND THIS SPECIFIC SIZE ON THE WEB PAGES TO GET COMPLETE TECHNICAL DATA.
Selezionare tipo e gandezza specifica nel sito web per la documentazione completa.

P64QFB... Basic wormbox
Riduttore base

Gearbox weight
peso riduttore **7.25 kg**

| M. flanges | Kit code | øF | A |
|--------------|------------|-----|------|
| 63B5 | K050.4.041 | 138 | 72 |
| 71B5 | K050.4.042 | 160 | 70 |
| 56B14 | KC40.4.049 | 80 | 71.5 |
| 63B14 | K050.4.047 | 90 | 74 |
| 71B14 | K050.4.045 | 105 | 71.5 |



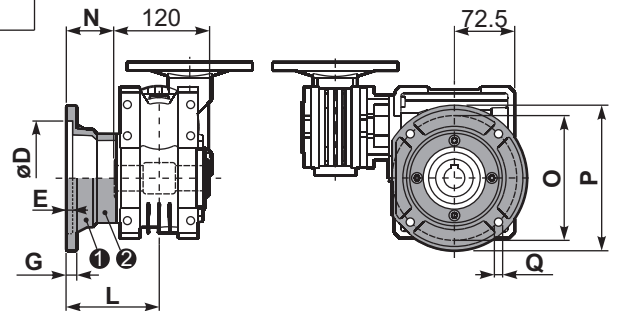
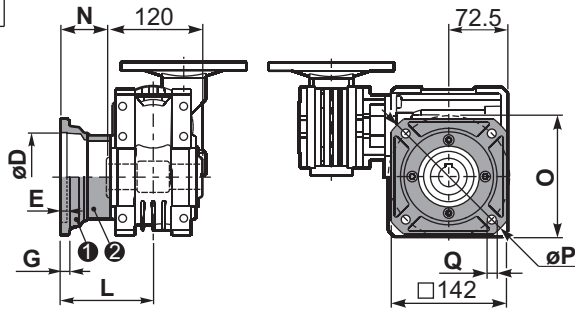
Mounting holes position
Posizione fori di montaggio

Standard
Hollow shaft

On Request
A richiesta

P64QFC... Square flange
Flangia quadrata

P64QF1... Round flange
Flangia rotonda



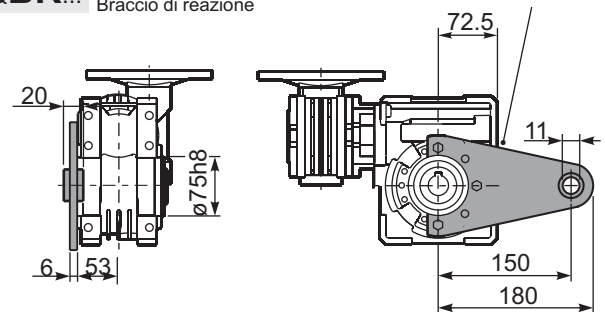
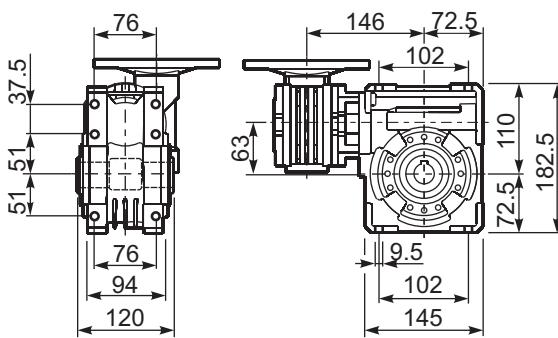
| type B | øD | E | G | L | N | O | P | Q | kit code |
|-----------|---|---|----|-----|----|-----|-----|----|------------------------------|
| FC | 115 ^{+0.20} / _{+0.15} | 6 | 12 | 86 | 26 | 150 | 180 | 11 | 1 KQ63.9.010 2 - |
| FL | 115 ^{+0.20} / _{+0.15} | 6 | 12 | 116 | 56 | 150 | 180 | 11 | 1 KQ63.9.010 2 K063.0.200 |

| type S | øD | E | G | L | N | O | P | Q | kit code |
|-----------|---|---|----|-----|----|-----|-----|----|----------------------|
| F1 | 130 ^{+0.20} / _{+0.15} | 7 | 13 | 110 | 50 | 165 | 200 | 13 | 1 KS070.9.013 2 - |
| F2 | 115 ^{+0.20} / _{+0.15} | 7 | 13 | 124 | 64 | 150 | 175 | 11 | 1 KS063.9.013 2 - |
| F3 | 110 ^{+0.035} / ₀ | 5 | 11 | 90 | 30 | 130 | 160 | 10 | 1 KS063.9.011 2 - |

P64QFB... Feet
Piedi

P64QBR... Reaction arm
Braccio di reazione

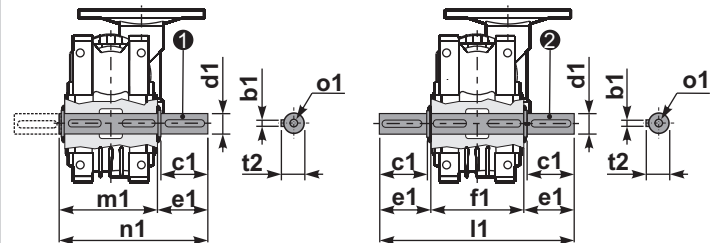
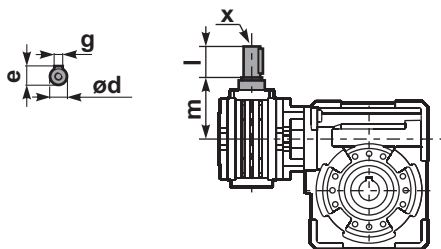
kit cod. K063.9.027



R64QFB... Input shaft
Albero in entrata

P64Q.....S... Single Shaft
Albero lento semplice

P64Q.....D... Double Shaft
Albero lento bisp.

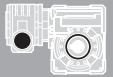


1 kit cod. K063.5.028 type B

2 kit cod. K063.5.029 type B

| | ød | e | g | l | m | x | kit code |
|--------|-------|------|---|----|----|---|---------------------------|
| type B | 11 h6 | 12.5 | 4 | 30 | 68 | - | 1 K045.5.006 PAM71 2 - |
| type S | - | - | - | - | - | - | 1 - 2 - |

| | b1 | c1 | d1 | e1 | f1 | l1 | m1 | n1 | t2 | o1 |
|--------|----|----|--|------|-----|-------|-------|-----|----|-------|
| type B | 8 | 60 | 25 ^{-0.005} / _{-0.020} | 63.2 | 120 | 246.4 | 126.8 | 190 | 28 | M8x20 |
| type S | - | - | - | - | - | - | - | - | - | - |



QUICK SELECTION / Selezione veloce

input speed (n_1) = 1400 min⁻¹

| Output Speed n_2 [min ⁻¹] | Ratio i | Motor power P_{1M} [kW] | Output torque M_{2M} [Nm] | Service factor f.s. | Nominal power P_{1R} [kW] | Nominal torque M_{2R} [Nm] | Available B5 motor flanges | | Available B14 motor flanges | | | Dynamic efficiency RD | Tooth Module Mn [mm] | Ratios code |
|---|--------------|---------------------------------|-----------------------------------|------------------------|-----------------------------------|------------------------------------|----------------------------|----|-----------------------------|-----|----|---------------------------------|---------------------------|-----------------|
| | | | | | | | B | C | O | P | Q | | | |
| | | | | | | | 63 | 71 | 56 | 63 | 71 | | | |
| 5 | 280 | 0.37 | 403 | 0.9 | 0.33 | 359 | B | | B-C | B-C | | 57 | 3.10 | 01 |
| 3.5 | 400 | 0.25 | 314 | 1.1 | 0.29 | 359 | B | | B-C | B-C | | 46 | 3.10 | 02 |
| 2.5 | 560 | 0.25 | 420 | 0.9 | 0.21 | 359 | B | | B-C | B-C | | 44 | 3.10 | 03 |
| 1.7 | 840 | 0.18 | 423 | 0.8 | 0.15 | 359 | B | | B-C | B-C | | 41 | 3.10 | 04 |
| 1.3 | 1120 | 0.12 | 339 | 1.1 | 0.13 | 359 | B | | B-C | B-C | | 37 | 3.10 | 05 |
| 0.9 | 1480 | 0.09 | 336 | 1.1 | 0.10 | 359 | B | | B-C | B-C | | 37 | 3.10 | 06 |
| 0.8 | 1840 | 0.09 | 373 | 1.0 | 0.09 | 359 | B | | B-C | B-C | | 33 | 3.10 | 07 |
| 0.6 | 2400 | 0.06 | 275 | 1.3 | 0.08 | 359 | B | | B-C | B-C | | 28 | 3.10 | 08 |
| 0.5 | 2800 | 0.06 | 298 | 1.2 | 0.07 | 359 | B | | B-C | B-C | | 26 | 3.10 | 09 |
| 0.3 | 4080 | 0.06 | 250 | 1.4 | 0.09 | 359 | B | | B-C | B-C | | 15 | 3.10 | 10 |

A Motor Flanges Available
Flange Motore Disponibili

B Supplied with Reduction Bushing
Fornito con Bussola di Riduzione

B Available on Request without reduction bushing
Disponibile a Richiesta senza Bussola di Riduzione

C Motor Flange Holes Position
Posizione Fori Flangia Motore

EN Unit 74Q is supplied with synthetic oil, providing "long life" lubrication. For mounting position V5-V6 please contact us. See table 1 for lubrication and recommended quantity. In table 2 please see possible radial loads and axial loads on the gearbox. For complete documentation please visit our web site.

I Il riduttore tipo 74Q viene fornito lubrificato a vita con olio sintetico. Per posizioni V5-V6 contattare il ns. servizio tecnico. Vedi tab.1 per oli e quantità consigliati. In tab.2 sono presenti i carichi radiali e assiali applicabili al riduttore. Per la documentazione completa consulta il nostro sito.

D Für die Lebensdauerschmierung ist das Getriebe der Größe 74Q mit synthetischem Öl befüllt. Bei Einbaulage V5 oder V6 bitten wir um Rücksprache. In Tabelle 1 ist die Schmiermenge und das empfohlene Schmiermittel angegeben. In Tabelle 2 sind die zulässigen Radial- und Axialbelastungen des Getriebes aufgeführt. Die komplette Dokumentation, Wartungs- und Inbetriebnahmeanleitungen finden Sie unter.

E El reductor tamaño 74Q se suministra, lubricado de por vida con aceite sintético. Para las posiciones V5 y V6 contactar con nuestro servicio técnico. Ver tabla 1, para cantidades y aceites recomendados. En la tabla 2, se encuentran las cargas radiales y axiales admitidas por el reductor. Para documentación completa, consultar nuestra Web.

■ LUBRICATION 74Q Oil Quantity 0.40/0.09 Lt.

0.40 Lt.

0.09 Lt.

| AGIP | KLUBER | SHELL | MOBIL |
|----------------|------------------|---------------|--------------------|
| Telium VSF 320 | Syntheso D220 EP | Tivela Oil WB | Glygoyl 30 SHC 630 |

tab. 1

■ RADIAL AND AXIAL LOADS

Output shaft
Albero di uscita

| n_2 [min ⁻¹] | FA [N] | FR [N] |
|-------------------------------|-----------|-----------|
| 25 | 880 | 4400 |
| 15 | 1000 | 5000 |

Input shaft
albero in entrata

| n_1 [min ⁻¹] | FA [N] | FR [N] |
|-------------------------------|-----------|-----------|
| 1400 | 42 | 210 |

***Strong axial loads in the DX direction are not allowed.**
Non sono consentiti forti carichi assiali con direzione DX

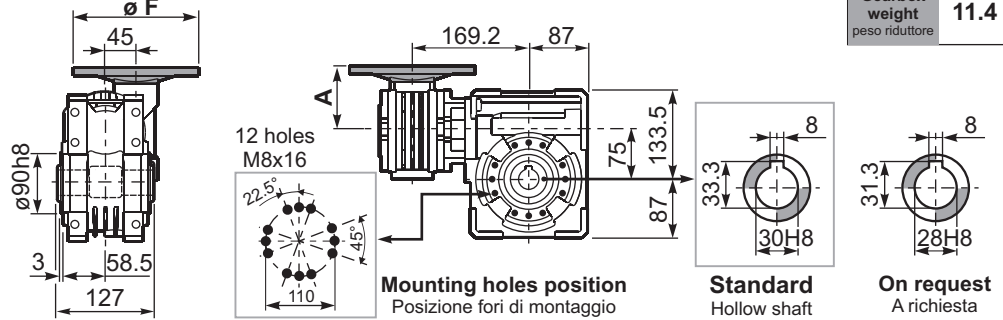
tab. 2

■ SELECT THIS TYPE AND THIS SPECIFIC SIZE ON THE WEB PAGES TO GET COMPLETE TECHNICAL DATA.
Selezionare tipo e gandezza specifica nel sito web per la documentazione completa.

P74QFB... Basic wormbox
Riduttore base

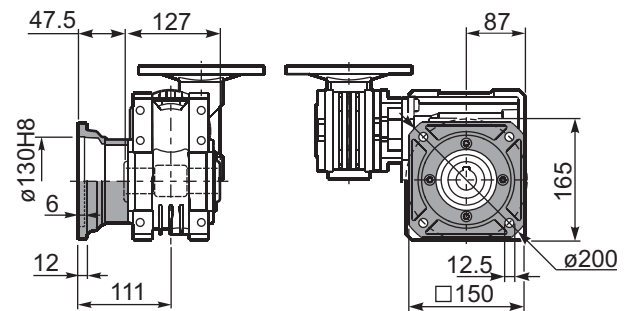
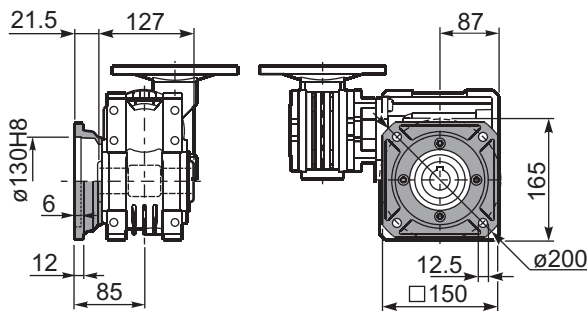
Gearbox weight
peso riduttore **11.4 kg**

| M. flanges | Kit code | øF | A |
|--------------|------------|-----|------|
| 63B5 | K050.4.041 | 138 | 72 |
| 71B5 | K050.4.042 | 160 | 70 |
| 56B14 | KC40.4.049 | 80 | 71.5 |
| 63B14 | K050.4.047 | 90 | 74 |
| 71B14 | K050.4.045 | 105 | 71.5 |



P74QFC... Square flange
Flangia quadrata

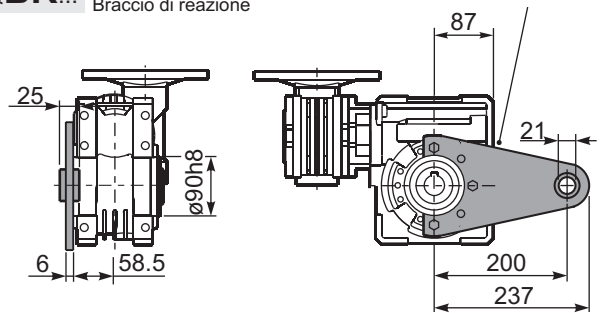
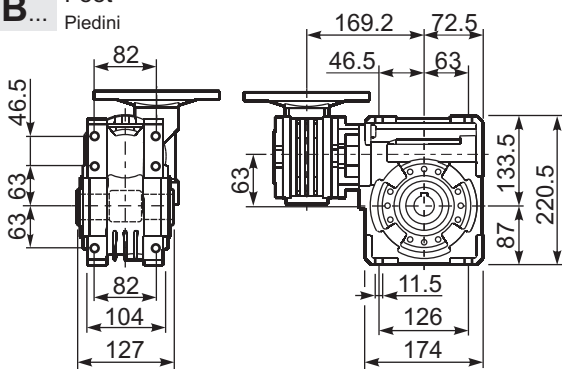
P74QFL... Square flange
Flangia quadrata



P74QFB... Feet
Piedini

P74QBR... Reaction arm
Braccio di reazione

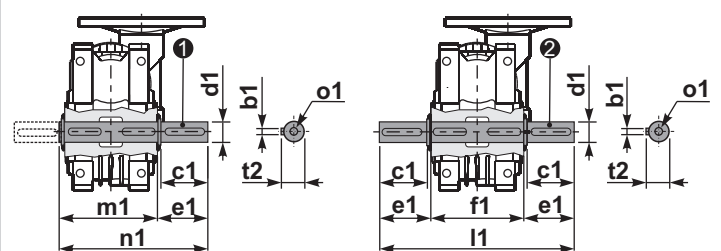
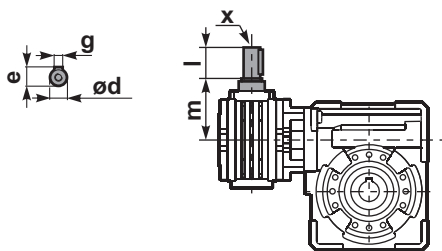
kit cod. KQ75.9.027



R74QFB... Input shaft
Albero in entrata

P74Q.....S... Single Shaft
Albero lento semplice

P74Q.....D... Double Shaft
Albero lento bisp.

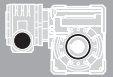


① kit cod. KQ75.5.028 Standard
kit cod. KQ75.5.026 On request

② kit cod. KQ75.5.029 Standard
kit cod. KQ75.5.027 On request

| | ød | e | g | l | m | x | kit code |
|--------|-------|------|---|----|----|---|---------------------------|
| type B | 11 h6 | 12.5 | 4 | 30 | 68 | - | ① K045.5.006 PAM71 ② - |
| type S | - | - | - | - | - | - | ① - ② - |

| | b1 | c1 | d1 | e1 | f1 | l1 | m1 | n1 | t2 | o1 |
|------------|----|----|--|----|-----|-----|-----|-----|----|-------|
| Standard | 8 | 60 | 30 ^{-0.005} _{-0.020} | 65 | 127 | 255 | 134 | 199 | 33 | M8x20 |
| On request | 8 | 60 | 28 ^{-0.005} _{-0.020} | 65 | 127 | 255 | 134 | 199 | 31 | M8x20 |



QUICK SELECTION / Selezione veloce

input speed (n_1) = 1400 min⁻¹

| Output Speed n_2 [min ⁻¹] | Ratio i | Motor power P_{1M} [kW] | Output torque M_{2M} [Nm] | Service factor f.s. | Nominal power P_{1R} [kW] | Nominal torque M_{2R} [Nm] | Available B5 motor flanges | | Available B14 motor flanges | | | Dynamic efficiency RD | Tooth Module Mn [mm] | Ratios code |
|---|--------------|---------------------------------|-----------------------------------|------------------------|-----------------------------------|------------------------------------|----------------------------|----|-----------------------------|-----|----|---------------------------------|------------------------------------|-----------------|
| | | | | | | | B | C | O | P | Q | | | |
| | | | | | | | 63 | 71 | 56 | 63 | 71 | | | |
| 10 | 140 | 0.37 | 205 | 1.6 | 0.58 | 320 | B | | B-C | B-C | | 58 | 4.5 | 01 |
| 7.1 | 196 | 0.37 | 257 | 1.2 | 0.46 | 320 | B | | B-C | B-C | | 52 | 4.7 | 02 |
| 5.0 | 280 | 0.37 | 332 | 1.4 | 0.50 | 450 | B | | B-C | B-C | | 47 | 4.7 | 03 |
| 3.6 | 392 | 0.37 | 435 | 1.0 | 0.38 | 450 | B | | B-C | B-C | | 44 | 4.7 | 04 |
| 2.4 | 588 | 0.25 | 371 | 1.2 | 0.30 | 450 | B | | B-C | B-C | | 37 | 4.7 | 05 |
| 1.8 | 784 | 0.25 | 455 | 1.0 | 0.25 | 450 | B | | B-C | B-C | | 34 | 4.7 | 06 |
| 1.4 | 1036 | 0.18 | 420 | 1.1 | 0.19 | 450 | B | | B-C | B-C | | 33 | 4.7 | 07 |
| 1.1 | 1288 | 0.18 | 474 | 0.9 | 0.17 | 450 | B | | B-C | B-C | | 30 | 4.7 | 08 |
| 0.7 | 1960 | 0.12 | 449 | 1.0 | 0.12 | 450 | B | | B-C | B-C | | 28 | 4.7 | 09 |
| 0.5 | 2856 | 0.12 | 584 | 0.8 | 0.09 | 450 | B | | B-C | B-C | | 25 | 4.7 | 10 |

A Motor Flanges Available
Flange Motore Disponibili

B Supplied with Reduction Bushing
Fornito con Bussola di Riduzione

B Available on Request without reduction bushing
Disponibile a Richiesta senza Bussola di Riduzione



C Motor Flange Holes Position
Posizione Fori Flangia Motore

EN Unit 84Q is supplied with synthetic oil, providing "long life" lubrication. For mounting position V5-V6 please contact us. See table 1 for lubrication and recommended quantity. In table 2 please see possible radial loads and axial loads on the gearbox. For complete documentation please visit our web site.

I Il riduttore tipo 84Q viene fornito lubrificato a vita con olio sintetico. Per posizioni V5-V6 contattare il ns. servizio tecnico. Vedi tab.1 per oli e quantità consigliati. In tab.2 sono presenti i carichi radiali e assiali applicabili al riduttore. Per la documentazione completa consulta il nostro sito.

D Für die Lebensdauerschmierung ist das Getriebe der Größe 84Q mit synthetischem Öl befüllt. Bei Einbaulage V5 oder V6 bitten wir um Rücksprache. In Tabelle 1 ist die Schmiermenge und das empfohlene Schmiermittel angegeben. In Tabelle 2 sind die zulässigen Radial- und Axialbelastungen des Getriebes aufgeführt. Die komplette Dokumentation, Wartungs- und Inbetriebnahmeanleitungen finden Sie unter.

E El reductor tamaño 84Q se suministra, lubricado de por vida con aceite sintético. Para las posiciones V5 y V6 contactar con nuestro servicio técnico. Ver tabla 1, para cantidades y aceites recomendados. En la tabla 2, se encuentran las cargas radiales y axiales admitidas por el reductor. Para documentación completa, consultar nuestra Web.

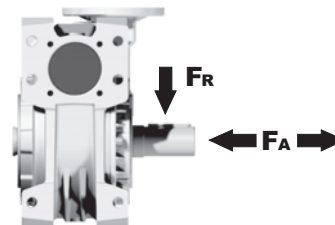
| | | | | | |
|--------------------------------|------------------------------|-------------------------------|-----------------------------------|-----------------------------|-------------|
| | | | | | |
| B3 | B6 | B7 | B8 | V5 | V6 |
| 1.2/0.09LT | 1.2/0.09 LT | 1.2/0.09 LT | 1.2/0.09 LT | 1.2/0.09 LT | 1.2/0.09 LT |
| AGIP Teliium VSF 320 | BP Energol SGXP220 | SHELL Tivela Oil WB | KLUBER Syntheso D220 EP | MOBIL Glygoyle 30 | |

tab. 1

RADIAL AND AXIAL LOADS

Output shaft


Albero di uscita



| n_2 [min ⁻¹] | FA [N] | FR [N] |
|-------------------------------|-----------|-----------|
| 25 | 1000 | 5000 |
| 15 | 1160 | 5800 |

Input shaft

albero in entrata



| n_1 [min ⁻¹] | FA [N] | FR [N] |
|-------------------------------|-----------|-----------|
| 1400 | 42 | 210 |

*Strong axial loads in the DX direction are not allowed.
Non sono consentiti forti carichi assiali con direzione DX

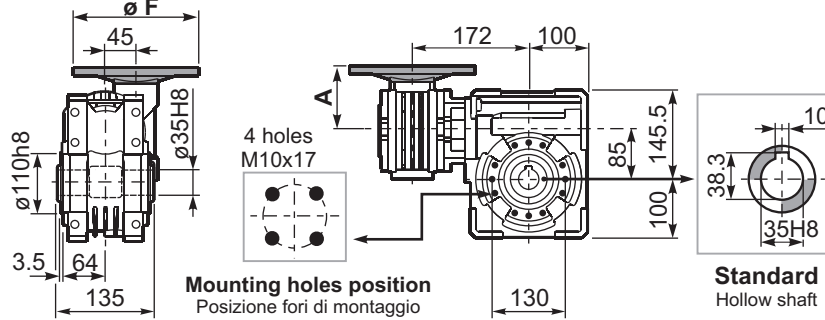
tab. 2

SELECT THIS TYPE AND THIS SPECIFIC SIZE ON THE WEB PAGES TO GET COMPLETE TECHNICAL DATA.
Selezionare tipo e gandezza specifica nel sito web per la documentazione completa.

P84QFB... Basic wormbox
Riduttore base

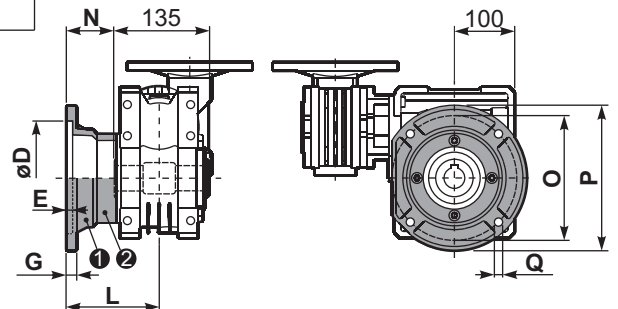
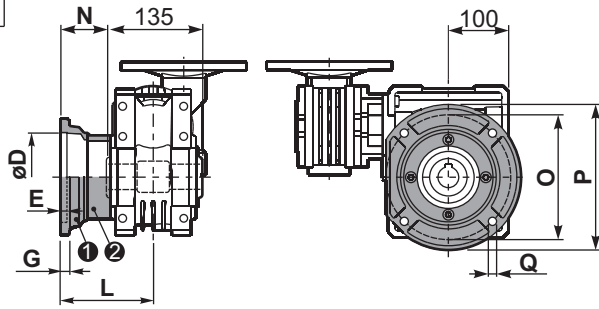
Gearbox weight
peso riduttore **22.8 kg**

| M. flanges | Kit code | øF | A |
|--------------|------------|-----|------|
| 63B5 | K050.4.041 | 138 | 72 |
| 71B5 | K050.4.042 | 160 | 70 |
| 56B14 | KC40.4.049 | 80 | 71.5 |
| 63B14 | K050.4.047 | 90 | 74 |
| 71B14 | K050.4.045 | 105 | 71.5 |



P84QFC... Output flange
Flangia uscita

P84QF1... Output flange
Flangia uscita



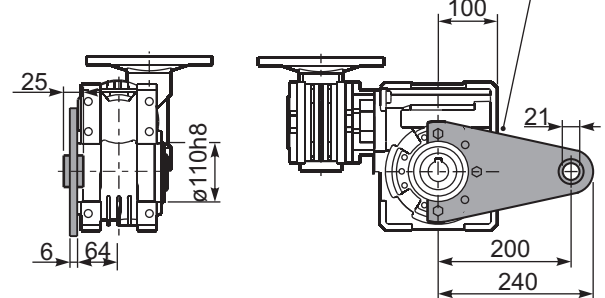
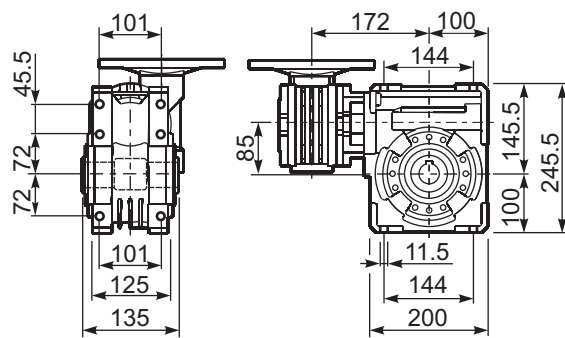
| type B | øD | E | G | L | N | O | P | Q | kit code |
|-----------|---|---|----|-------|------|-----|-----|----|------------------------------|
| FC | 152 ^{+0.06} / _{+0.00} | 5 | 16 | 108 | 40.5 | 176 | 205 | 13 | ① K085.9.010 ② - |
| FL | 152 ^{+0.06} / _{+0.00} | 5 | 16 | 148.5 | 81 | 176 | 205 | 13 | ① K085.9.010 ② K085.0.201 |

| type S | øD | E | G | L | N | O | P | Q | kit code |
|-----------|---|---|----|-------|----|-----|-----|------|----------------------|
| F1 | 130 H7 | 5 | 13 | 117.5 | 50 | 165 | 200 | 11.5 | ① KS085.9.012 ② - |
| F2 | 152 ^{+0.06} / _{+0.00} | 5 | 15 | 147.5 | 80 | 180 | 205 | 12.5 | ① KS085.9.013 ② - |
| F4 | 130 H7 | 5 | 13 | 106.5 | 39 | 165 | 200 | 13 | ① KS085.9.015 ② - |

P84QFB... Feet
Piedi

P84QBR... Reaction arm
Braccio di reazione

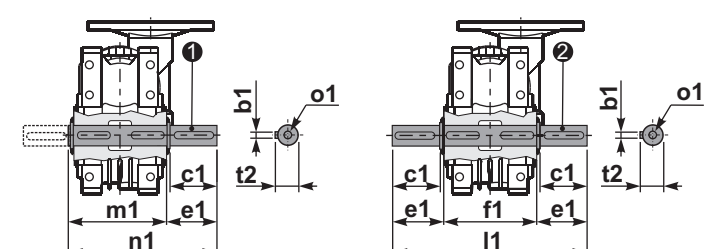
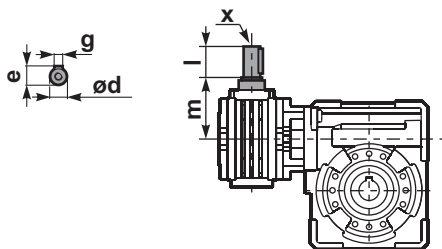
kit cod. K085.9.027



R84QFB... Input shaft
Albero in entrata

P84Q.....S... Single Shaft
Albero lento semplice

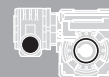
P84Q.....D... Double Shaft
Albero lento bisp.



① kit cod. K085.5.028 type B ② kit cod. K085.5.029 type B

| | ød | e | g | l | m | x | kit code |
|--------|-------|------|---|----|----|---|---------------------------|
| type B | 11 h6 | 12.5 | 4 | 30 | 68 | - | ① K045.5.006 PAM71 ② - |
| type S | - | - | - | - | - | - | ① - ② - |

| | b1 | c1 | d1 | e1 | f1 | l1 | m1 | n1 | t2 | o1 |
|--------|----|----|--|------|-----|-----|-----|-------|----|--------|
| type B | 10 | 60 | 35 ^{-0.005} / _{-0.020} | 73.5 | 135 | 282 | 141 | 214.5 | 38 | M10x23 |
| type S | - | - | - | - | - | - | - | - | - | - |



QUICK SELECTION / Selezione veloce

input speed (n_1) = 1400 min⁻¹

| Output Speed n_2 [min ⁻¹] | Ratio i | Motor power P_{1M} [kW] | Output torque M_{2M} [Nm] | Service factor f.s. | Nominal power P_{1R} [kW] | Nominal torque M_{2R} [Nm] | Available B5 motor flanges | | | Available B14 motor flanges | | | | Dynamic efficiency RD | Tooth Module M_n [mm] | Ratios code |
|---|--------------|---------------------------------|-----------------------------------|------------------------|-----------------------------------|------------------------------------|----------------------------|----|----|-----------------------------|-----|----|----|---------------------------------|----------------------------|-------------|
| | | | | | | | B | C | D | O | P | Q | R | | | |
| | | | | | | | 63 | 71 | 80 | 56 | 63 | 71 | 80 | | | |
| 6.7 | 210 | 0.75 | 591 | 1.3 | 0.95 | 750 | B | B | | | B-C | B | | 55 | 5.6 | 01 |
| 4.7 | 300 | 0.75 | 752 | 1.1 | 0.85 | 850 | B | B | | | B-C | B | | 49 | 5.6 | 02 |
| 3.3 | 420 | 0.55 | 741 | 1.1 | 0.63 | 850 | B | B | | | B-C | B | | 47 | 5.6 | 03 |
| 2.6 | 540 | 0.55 | 851 | 1.0 | 0.55 | 850 | B | B | | | B-C | B | | 42 | 5.6 | 04 |
| 1.8 | 780 | 0.37 | 748 | 1.1 | 0.42 | 850 | B | B | | | B-C | B | | 38 | 5.6 | 05 |
| 1.3 | 1080 | 0.25 | 681 | 1.2 | 0.31 | 850 | B | | | B-C | B-C | | | 37 | 5.6 | 06 |
| 1.1 | 1290 | 0.25 | 770 | 1.1 | 0.28 | 850 | B | | | B-C | B-C | | | 35 | 5.6 | 07 |
| 0.8 | 1800 | 0.25 | 921 | 0.9 | 0.23 | 850 | B | | | B-C | B-C | | | 30 | 5.6 | 08 |
| 0.7 | 2040 | 0.18 | 751 | 1.1 | 0.20 | 850 | B | | | B-C | B-C | | | 30 | 5.6 | 09 |
| 0.6 | 2400 | 0.18 | 825 | 1.0 | 0.19 | 850 | B | | | B-C | B-C | | | 28 | 5.6 | 10 |
| 0.5 | 3000 | 0.12 | 638 | 1.3 | 0.16 | 850 | B | | | B-C | B-C | | | 26 | 5.6 | 11 |

Motor Flanges Available
Flange Motore Disponibili

B) Supplied with Reduction Bushing
Fornito con Bussola di Riduzione

B) Available on Request without reduction bushing
Disponibile a Richiesta senza Bussola di Riduzione

C) Motor Flange Holes Position
Posizione Fori Flangia Motore

EN Unit 15Q is supplied without lubricant and equipped with a breather, level and drain plugs. User can add mineral oil keeping existing plugs. Should the user wish to fill it with synthetic oil, it is recommended to replace the existing plugs with a type that are closed. Gearbox 050 is supplied lubricated for life. See tab.1 for oils and recommended quantity. In tab.2 there are radial loads and axial loads applicable to the gearbox. For the complete documentation please visit our web site.

I Il riduttore tipo 15Q è fornito privo di lubrificazione con tappi di sfiato, livello e scarico olio. L'utente può immettere olio minerale mantenendo i tappi esistenti. Se immetterà olio sintetico, dovrà sostituire i tappi esistenti con altri tipo chiuso. Il riduttore 050 è fornito lubrificato a vita con olio sintetico. Tab.1 per oli e quantità consigliati. Tab.2 carichi radiali e assiali applicabili al riduttore. Per la documentazione completa consulta il nostro sito.

D Das Getriebe der Baugröße 15Q wird ohne Schmiermittel geliefert. Es ist jedoch mit Einfüllschraube, Überdruckventil und Ablassschraube ausgerüstet. Das benötigte mineralische Öl kann über die Einfüllschraube eingefüllt werden. Sollte synthetisches Öl bevorzugt werden, so ist sind das eingebaute Überdruckventil durch eine geschlossenen Schraube zu ersetzen. Das Getriebe der Baugröße 050 ist lebensdauer geschmiert. In Tabelle 1 ist die Schmiermenge und das empfohlene Schmiermittel angegeben. In Tabelle 2 sind die zulässigen Radial - und Axialbelastungen des Getriebes aufgeführt. Die komplette Dokumentation, Wartungs - und Inbetriebnahmeanleitungen finden Sie unter.

E El reductor tamaño 15Q se suministra sin lubricante, provisto de tapones de respiración, nivel y descarga de aceite. El usuario puede utilizar aceite mineral, manteniendo los tapones existentes. Si prefiere utilizar aceite sintético deberá sustituir los tapones existentes por tapones ciegos. El reductor 050 se suministra lubricado de por vida con aceite sintético. Ver tabla 1, para cantidades y aceites recomendados. En la tabla 2, se encuentran las cargas radiales y axiales admitidas por el reductor. Para documentación completa, consultar nuestra Web.

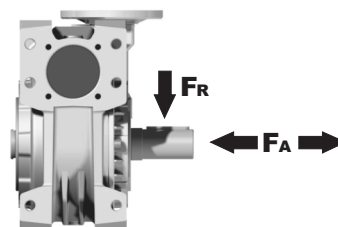
| B3 | B6 | B7 | B8 | V5 | V6 |
|----------------|-----------------|---------------|------------------|--------------|-------------|
| 2.0/0.18LT | 1.5/0.18 LT | 1.5/0.18 LT | 2.0/0.18 LT | 2.0/0.18 LT | 2.0/0.18 LT |
| AGIP | BP | SHELL | KLUBER | MOBIL | |
| Telium VSF 320 | Energol SGXP220 | Tivela Oil WB | Syntheso D220 EF | Glygoyl 30 | |

tab. 1

RADIAL AND AXIAL LOADS

Output shaft

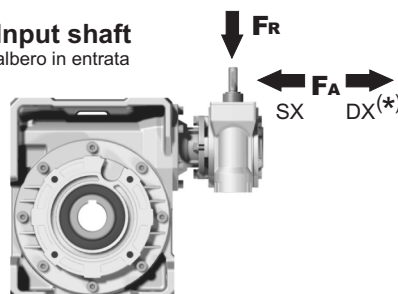
Albero di uscita



| n_2 [min ⁻¹] | FA [N] | FR [N] |
|-------------------------------|-----------|-----------|
| 25 | 1200 | 6000 |
| 15 | 1400 | 7000 |

Input shaft

albero in entrata



| n_1 [min ⁻¹] | FA [N] | FR [N] |
|-------------------------------|-----------|-----------|
| 1400 | 76 | 380 |

*Strong axial loads in the DX direction are not allowed.
Non sono consentiti forti carichi assiali con direzione DX

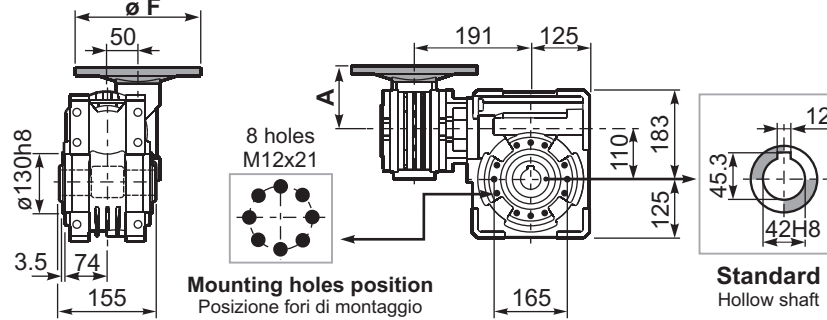
tab. 2

SELECT THIS TYPE AND THIS SPECIFIC SIZE ON THE WEB PAGES TO GET COMPLETE TECHNICAL DATA.
Selezionare tipo e gandezza specifica nel sito web per la documentazione completa.

P15QFB... Basic wormbox
Riduttore base

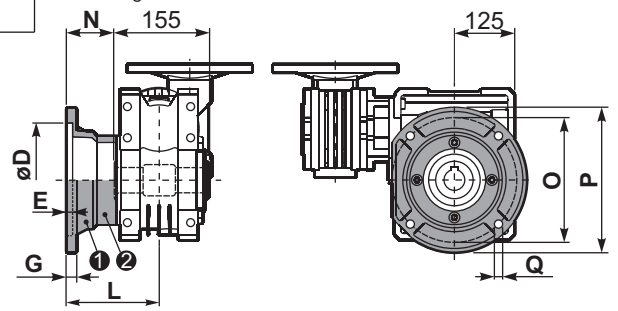
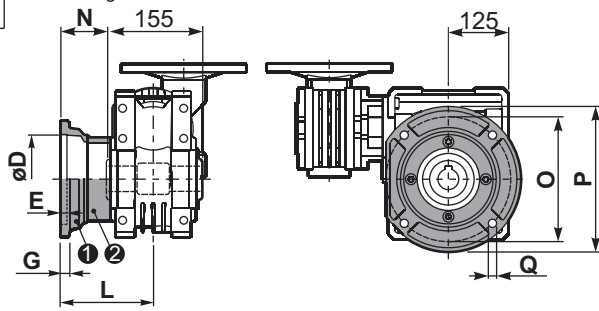
Gearbox weight
peso riduttore **38.8 kg**

| M. flanges | Kit code | øF | A |
|--------------|------------|-----|------|
| 63B5 | K050.4.041 | 138 | 76.5 |
| 71B5 | K050.4.042 | 160 | 74.5 |
| 80B5 | K050.4.043 | 200 | 76.5 |
| 56B14 | KC40.4.049 | 80 | 76 |
| 63B14 | K050.4.047 | 90 | 78.5 |
| 71B14 | K050.4.045 | 105 | 76 |
| 80B14 | K050.4.046 | 120 | 76.5 |



P15QFC... Output flange
Flangia uscita

P15QF1... Output flange
Flangia uscita



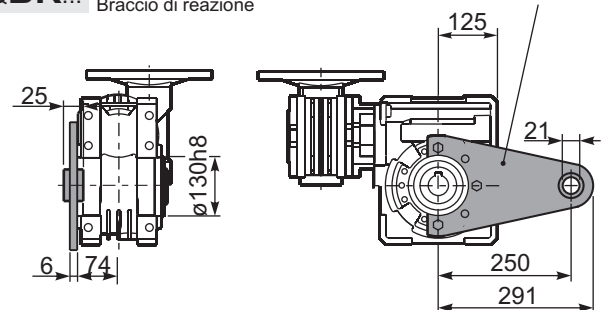
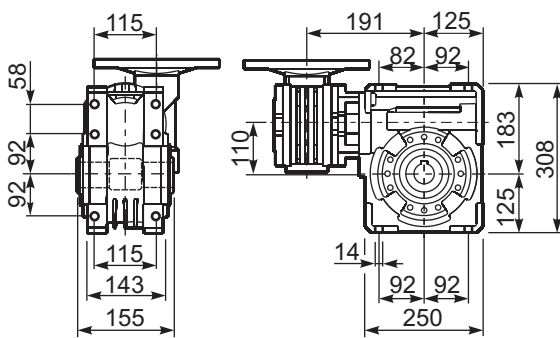
| type B | øD | E | G | L | N | O | P | Q | kit code |
|-----------|---|----|------|-------|-----|-----|-----|----|---------------------|
| FC | 170 ^{+0.083} _{+0.043} | 11 | 16.5 | 131.5 | 54 | 230 | 270 | 13 | ① K110.9.010 ② - |
| FL | 170 ^{+0.083} _{+0.043} | 11 | 16.5 | 179.5 | 102 | 230 | 270 | 13 | ① K110.9.011 ② - |

| type S | øD | E | G | L | N | O | P | Q | kit code |
|-----------|---|-----|----|-----|-------|-----|-----|----|----------------------|
| F1 | 180 ^{+0.040} ₀ | 5 | 18 | 150 | 72.5 | 215 | 250 | 15 | ① KS110.9.014 ② - |
| F2 | 170 ^{+0.083} _{+0.043} | 9.5 | 15 | 178 | 100.5 | 230 | 270 | 13 | ① KS110.9.012 ② - |
| F3 | 180 ^{+0.040} ₀ | 5 | 18 | 130 | 52.5 | 215 | 250 | 15 | ① KS110.9.013 ② - |

P15QFB... Feet
Piedi

P15QBR... Reaction arm
Braccio di reazione

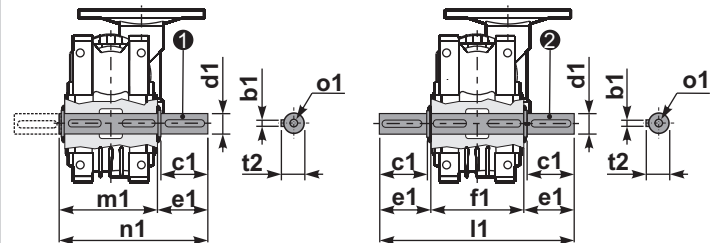
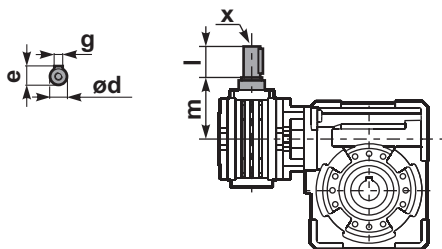
kit cod. K110.9.027



R15QFB... Input shaft
Albero in entrata

P15Q....S... Single Shaft
Albero lento semplice

P15Q....D... Double Shaft
Albero lento bisp.




① kit cod. K110.5.028 type B ② kit cod. K110.5.029 type B

| | ød | e | g | l | m | x | kit code |
|--------|-------|----|---|----|------|-------|--|
| type B | 16 h6 | 18 | 5 | 30 | 79.5 | M6x16 | ① K050.5.006 PAM71 ② K050.5.007 PAM80 |
| type S | 14 h6 | 16 | 5 | 30 | 79.5 | M5x10 | ① KS050.5.008 PAM71 ② KS050.5.009 PAM80 |

| | b1 | c1 | d1 | e1 | f1 | l1 | m1 | n1 | t2 | o1 |
|--------|----|----|--|------|-----|-----|-------|-----|----|--------|
| type B | 12 | 75 | 42 ^{-0.005} _{-0.020} | 96.5 | 155 | 348 | 163.5 | 260 | 45 | M12x32 |
| type S | - | - | - | - | - | - | - | - | - | - |

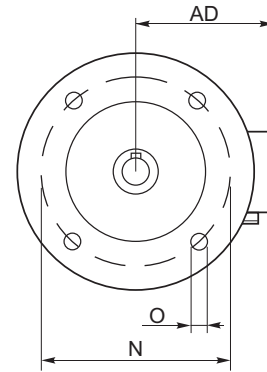
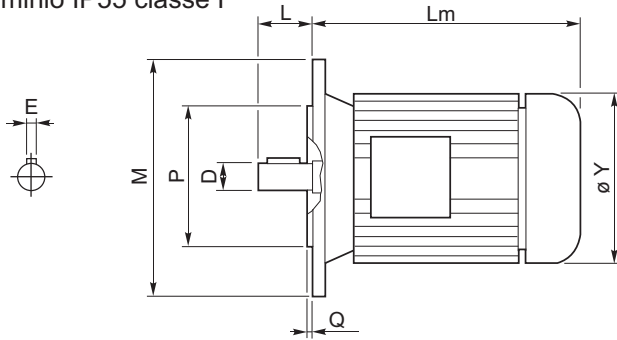
Aluminum IEC motors



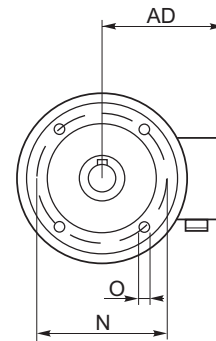
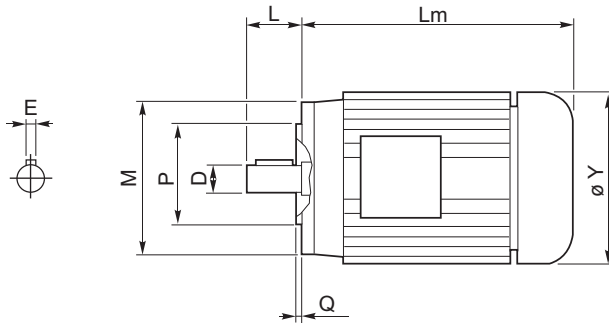
Aluminum motor IP55 class F

Motori solo in alluminio IP55 classe F

B5



B14



Outside dimensions may be different according to manufacturers.

Le dimensioni esterne sono indicative, possono variare tra i vari costruttori.

| | 2 poli / poles | | | 4 poli / poles | | | 6 poli / poles | | | B5-B14 | | | | | | B5 | | | | | B14 | | | | | Kg |
|---------------|----------------|------|-------------|----------------|------|-------------|----------------|------|-------------|--------|----|-----|-----|-----|-----|-----|-----|-----|------|-----|-----|-----|-----|-----|-----|------|
| | kW | Nm | A (400V) | kW | Nm | A (400V) | kW | Nm | A (400V) | D | E | L | Lm | Y | AD | P | N | M | O | Q | P | N | M | O | Q | |
| 56 A | 0.09 | 0.32 | 0.38 | 0.06 | 0.44 | 0.27 | — | — | — | 9 | 3 | 20 | 179 | 108 | 96 | 80 | 100 | 120 | 7 | 2.5 | 50 | 65 | 80 | M5 | 2.5 | 2.7 |
| 56 B | 0.12 | 0.42 | 0.46 | 0.09 | 0.67 | 0.37 | — | — | — | 9 | 3 | 20 | 179 | 108 | 96 | 80 | 100 | 120 | 7 | 2.5 | 50 | 65 | 80 | M5 | 2.5 | 2.9 |
| 63 A | 0.18 | 0.63 | 0.60 | 0.12 | 0.84 | 0.50 | 0.09 | 0.99 | 0.57 | 11 | 4 | 23 | 185 | 120 | 99 | 95 | 115 | 140 | 9.5 | 3 | 60 | 75 | 90 | M5 | 2.5 | 3.8 |
| 63 B | 0.25 | 0.87 | 0.76 | 0.18 | 1.30 | 0.69 | 0.12 | 1.32 | 0.74 | 11 | 4 | 23 | 185 | 120 | 99 | 95 | 115 | 140 | 9.5 | 3 | 60 | 75 | 90 | M5 | 2.5 | 4.2 |
| 71 A | 0.37 | 1.30 | 1.00 | 0.25 | 1.70 | 0.91 | 0.18 | 1.90 | 0.80 | 14 | 5 | 30 | - | 130 | 104 | 110 | 130 | 160 | 9.5 | 3.5 | 70 | 85 | 105 | M6 | 2.5 | 5.9 |
| 71 B | 0.55 | 1.90 | 1.54 | 0.37 | 2.52 | 1.14 | 0.25 | 2.72 | 1.10 | 14 | 5 | 30 | 225 | 141 | 107 | 110 | 130 | 160 | 9.5 | 3.5 | 70 | 85 | 105 | M6 | 2.5 | 6.5 |
| 80 A | 0.75 | 2.60 | 1.85 | 0.55 | 3.77 | 1.51 | 0.37 | 3.84 | 1.18 | 19 | 6 | 40 | 256 | 159 | 127 | 130 | 165 | 200 | 11.5 | 3.5 | 80 | 100 | 120 | M6 | 3 | 8.5 |
| 80 B | 1.1 | 3.90 | 2.64 | 0.75 | 5.11 | 2.57 | 0.55 | 5.84 | 1.80 | 19 | 6 | 40 | 256 | 159 | 127 | 130 | 165 | 200 | 11.5 | 3.5 | 80 | 100 | 120 | M6 | 3 | 10 |
| 90 S | 1.5 | 5.00 | 3.31 | 1.1 | 7.45 | 2.78 | 0.75 | 7.92 | 2.32 | 24 | 8 | 50 | - | 170 | 135 | 130 | 165 | 200 | 11.5 | 3.5 | 95 | 115 | 140 | M8 | 3 | 12.5 |
| 90 L | 2.2 | 7.50 | 4.46 | 1.5 | 10.2 | 3.61 | 1.1 | 11.6 | 3.45 | 24 | 8 | 50 | 280 | 170 | 135 | 130 | 165 | 200 | 11.5 | 3.5 | 95 | 115 | 140 | M8 | 3 | 15 |
| 100 LA | 3.0 | 10.0 | 6.28 | 2.2 | 14.8 | 5.07 | 1.5 | 15.4 | 3.88 | 28 | 8 | 60 | - | 190 | 148 | 180 | 215 | 250 | 13 | 4 | 110 | 130 | 160 | M8 | 3.5 | 20 |
| 100 LB | — | — | — | 3.0 | 20.1 | 6.66 | — | — | — | 28 | 8 | 60 | - | 190 | 148 | 180 | 215 | 250 | 13 | 4 | 110 | 130 | 160 | M8 | 3.5 | 22 |
| 112 M | 4.0 | 13.4 | 8.10 | 4.0 | 26.7 | 8.55 | 2.2 | 22.6 | 5.30 | 28 | 8 | 60 | 321 | 210 | 164 | 180 | 215 | 250 | 13 | 4 | 110 | 130 | 160 | M8 | 3.5 | 35 |
| 132 S | 5.5 | 18.3 | 11.2 | 5.5 | 36.5 | 11.4 | 3.0 | 30.2 | 7.20 | 38 | 10 | 80 | 375 | — | — | — | — | — | — | — | — | — | — | — | — | 41 |
| | 7.5 | 24.9 | 15.3 | 7.5 | 49.4 | 15.0 | 4.0 | 40.0 | 9.13 | 38 | 10 | 80 | — | 244 | 180 | 230 | 265 | 300 | 14 | 4 | 130 | 165 | 200 | M10 | 4 | 51 |
| 132 M | — | — | — | 7.5 | 61.4 | 18.5 | — | — | — | 38 | 10 | 80 | 420 | — | — | — | — | — | — | — | — | — | — | — | — | 51 |
| 160 M | — | — | — | 11 | 72 | 21.5 | — | — | — | 42 | 12 | 110 | 503 | 335 | 246 | 250 | 300 | 350 | 18 | 5 | — | — | — | — | — | 79.2 |
| 160 L | — | — | — | 15 | 98 | 29 | — | — | — | 42 | 12 | 110 | 547 | 335 | 246 | 250 | 300 | 350 | 18 | 5 | — | — | — | — | — | 97.5 |
| 180 M | — | — | — | 18.5 | 121 | 35.5 | — | — | — | 48 | 14 | 110 | 602 | 366 | 266 | 250 | 300 | 350 | 19 | 5 | — | — | — | — | — | 170 |
| 180 L | — | — | — | 22 | 144 | 42 | — | — | — | 48 | 14 | 110 | 602 | 366 | 266 | 250 | 300 | 350 | 19 | 5 | — | — | — | — | — | 170 |



Metric electric motors are in aluminum. On request they can be supplied with different Level of protection and painted with 2 or 3 level of anticorrosive paint.

I motori metrici sono in alluminio, su richiesta possono essere forniti con differenti livelli di protezione e verniciati con vernice anticorrosiva.



Protection

Standard IP55
Please specify on purchase orders if you need a higher IP protection class.

Grado di protezione

IP55 Standard
Specificare in sede di ordinazione per IP superiore.

Schutzart

IP55 Standard.
Höheren IP Grad bitte im Auftrag angeben.

Grado de protección

IP55 standard.
Especificar en el pedido cuando necesiten protección IP superior.

Insulation

Standard Cl.F
To be specified upon placing the order if different insulation is required.

Isolamento

Cl.F Standard
Specificare in sede di ordinazione classe di isolamento diversa

Isolierung

Cl.F Standard.
Davon abweichende Isolierungsklas se im Auftrag angeben

Aislamiento

Cl.F standard.
Especificar al efectuar el pedido la clase diferente de aislamiento.

| Insulation / Isolamento Isolierung /Aislamiento | | E | B | F | H |
|--|----|------|------|------|------|
| Max. temp. | C° | 120° | 130° | 155° | 175° |
| | F* | 248° | 266° | 311° | 347° |

Connections

Collegamenti

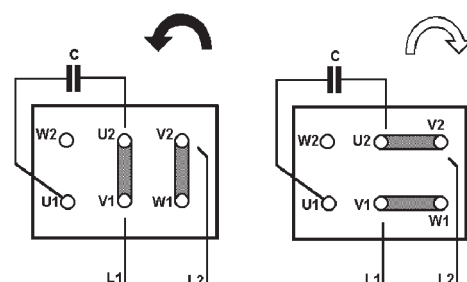
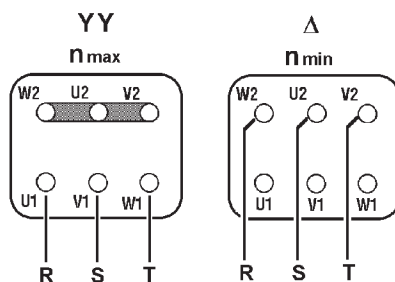
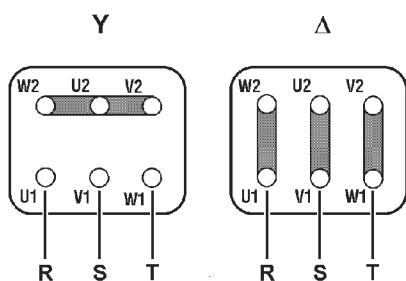
Verbindungselemente

Conexiones

Threephase asynchronous single polarity
Asincrono trifase singola polarità
Asynchronmotor 3-ph eine Drehzahl
Asincrono trifasico de una velocidad

Threephase asynchronous double polarity
Asincrono trifase doppia polarità
Asynchronmotor 3-ph doppelte Drehzahl
Asincrono trifasico de dos velocidades

Single phase asynchronous
Asincrono monofase
Einphasen-Asynchronmotor
Asincrono monofasico



Please Read Carefully

The following WARNING and CAUTION information is supplied to you for your protection and to provide you with many years of trouble free and safe operation of your product.

Read ALL instructions prior to operating reducer. Injury to personnel or reducer failure may be caused by improper installation, maintenance or operation.

WARNING:

- Written authorization required to operate or use reducers in man lift or people moving devices.
- Check to make sure that certain applications do not exceed the allowable load capacities published in the current catalog.
- Buyer shall be solely responsible for determining the adequacy of the product for any and all uses to which Buyer shall apply the product. The application by Buyer shall not be subject to any implied warranty of fitness for a particular purpose.
- For safety, Buyer or User should provide protective guards over all shaft extensions and any moving apparatus mounted thereon. The User is responsible for checking all applicable safety codes in his area and providing suitable guards. Failure to do so may result in bodily injury and/or damage to equipment.
- Hot oil and reducers can cause severe burns. Use extreme care when removing lubrication plugs and vents.
- Make certain that the power supply is disconnected before attempting to service or remove any components. Lock out the power supply and tag it to prevent unexpected application power.
- Reducers are not to be considered fail safe or self-locking devices. If these features are required, a properly sized, independent holding device should be utilized. Reducers should not be used as a brake.
- Any brakes that are used in conjunction with a reducer must be sized or positioned in such a way so as to not subject the reducer to loads beyond the catalog rating.
- Lifting supports including eyebolts are to be used for vertically lifting the gearbox only and not other associated attachments or motors.
- Use of an oil with an EP additive on units with backstops may prevent proper operation of the backstop. Injury to personnel, damage to the reducer or other equipment may result.
- Overhung loads subject shaft bearings and shafts to stress which may cause premature bearing failure and or shaft breakage from bending fatigue, if not sized properly.

Our company will not be responsible for any direct or indirect damages, caused by a wrong use of the products or for not observing the catalogue/web indication

Leggere attentamente

Le seguenti raccomandazioni sono fondamentali per la vostra protezione e per garantirvi molti anni di sicuro funzionamento del vostro prodotto senza alcun problema.

Leggere attentamente tutte le istruzioni prima di azionare il riduttore. L'inappropriata installazione, manutenzione o funzionamento del riduttore può causare incidenti al personale addetto e danni al riduttore stesso.

ATTENZIONE!

- E' richiesta autorizzazione scritta per azionare riduttori in ascensori o dispositivi per il movimento delle persone.
- Controllare che alcune applicazioni non eccedano la massima capacità di carico ammessa pubblicata in questo catalogo.
- L'acquirente è l'unico responsabile per la determinazione dell'adeguatezza del prodotto per qualcuna o tutte le utilizzazioni che l'acquirente stesso farà del riduttore. L'applicazione dell'acquirente non potrà essere soggetta ad alcuna implicita garanzia di montaggio per uno scopo particolare.
- Per ragioni di sicurezza l'acquirente dovrà provvedere a porre protezioni adeguate su tutta la lunghezza dell'albero a tutti gli organi in movimento. L'utilizzatore è responsabile del controllo di tutti i codici di sicurezza e la predisposizione di protezioni adeguate. In assenza di tali precauzioni si possono verificare incidenti alle persone e danni agli apparati.
- Olio e riduttori bollenti possono causare gravi ustioni. Usare estrema cautela nella rimozione dei tappi e delle ventole.
- Assicurarsi che la corrente di alimentazione sia scollegata prima di riparare o rimuovere alcun componente. Chiudere l'alimentazione e contrassegnare tale operazione per evitare accensioni accidentali.
- I riduttori non devono essere considerati esenti da guasti o a bloccaggio automatico. Se sono indispensabili queste caratteristiche, deve essere utilizzato un dispositivo indipendente della dimensione adatta. I riduttori non devono essere utilizzati come freni.
- Qualsiasi freno sia utilizzato insieme al riduttore deve essere della giusta grandezza e posizionato in modo da non causare carichi eccessivi non previsti dai dati forniti nel catalogo.
- I dispositivi di sollevamento come le golfare devono essere usati solo per sollevare verticalmente il riduttore e non altri dispositivi associati o motori.
- L'utilizzo di un olio con un additivo EP su gruppi provvisti di dispositivo di arresto possono inficiare l'uso corretto del freno e provocare danni alle persone, alle cose ed al riduttore stesso nonché ad altri apparecchi.
- I Carichi sospesi assoggettano i cuscinetti della vite e la vite stessa a sollecitazioni che possono causare, se non adeguatamente dimensionati, l'usura prematura dei cuscinetti e/o la rottura della vite a causa della resistenza alla flessione.

La nostra ditta non si ritiene responsabile per eventuali danni diretti o indiretti derivanti da un uso improprio dei prodotti e dalla mancata osservanza delle indicazioni riportate a catalogo o web..

HYDRO-MEC A modern production of Modular products



One step gearboxes
Riduttori ad uno stadio



Square worm gearboxes
Rid. a vite senza fine quadro





Stainless steel worm gearboxes
Rid. a vite senza fine Inox



Coaxial gearboxes
Riduttori coassiali



Shaft mounted gearboxes
Rid. ad assi paralleli



Dossier according
to 94/9/EG 8. b ii
stored



Distributed From:

HYDRO-MEC

Via della tecnica, 19
36050 SOVIZZO (VI) ITALY

Tel. : +39 0444 551911
Fax : +39 0444 536139

hydromec@hydromec.com



* CT- VFM- Q- HM10*

